



# PIERMONT GRAND

FLOOR PLANS

# WELCOME TO PIERMONT GRAND



## THE NEW EXECUTIVE CONDOMINIUM FOR THE NEW PUNGGOL

**Breathtaking views.**

**Modern design.**

**Multifarious lifestyle amenities.**

Designed by experienced property developers City Developments Limited and TID Pte. Ltd., Piermont Grand is everything you want in a luxury executive condominium and more.

Located within Punggol, this is where you will enjoy the best of waterfront living amidst a world of infinite possibilities. Possibilities that will redefine the way you work, live, and play to create the most unforgettable moments to come.

# LUXURY LIVING BY THE WATERFRONT

Built upon the idea of a vantage point elevated high above, Piermont Grand is designed for those looking to experience a new level of luxury while moving forward in life with your loved ones. Through the array of sports, relaxation, and entertainment facilities in each of the four landscape zones, you can certainly enjoy greater heights of living as you embrace the future.



Artist's impression

#LuxuriousLapPool

50m Lap Pool

## FOUR CURATED LANDSCAPE ZONES

### THE CASCADES

With lush greenery and artful sculptures that herald your arrival, this is where you are greeted with a grand welcome.

### THE WATERFALLS

Bask in luxurious pools fronted by waterfalls and other unique water features as you entertain guests.

### THE LAKES

Splash around for fabulous family fun at different play pools for the children's play time or a leisurely swim.

### THE HILLS

Near a rolling lawn adorned with cabanas, you can soak in the quiet moments as you enjoy a relaxing hydrotherapy spa experience.



Artist's impression

Cantilevered Gym



Artist's impression

Rolling Lawn and Cabanas

# A QUALITY HOME, INSIDE OUT



A stylish sanctuary for restful slumber

Each home within Piermont Grand is inspired for stylish living. Furnished with splendid details like quality fittings from GROHE, branded kitchen appliances from Teka, and the award-winning Haiku fan, your apartment truly brings luxury living to the next level. To suit your aesthetics, you can select either the Earthy Lux or Cool Breeze colour scheme as the choice for your finishes. For selected units, a walk-in wardrobe and a kitchen island are included through thoughtful space planning.



Luxurious bathroom with quality fittings



Efficient living room layout for family bonding

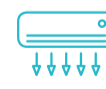
## SIMPLE LIVING STARTS WITH A SMART HOME



**Smart Home Gateway with Pan & Tilt Camera**



**Smart Digital Lockset**



**Smart Air Conditioner Control**



**Smart Voice Assistant**



**Smart Door Sensor**



**Smart Lighting Control**

The unit will be supplied and installed with the following items ("Wireless SMART Home System"): (i) 1 smart home gateway with built-in IP camera, (ii) 1 smart voice assistant, (iii) 1 digital lockset, (iv) 1 main door sensor, (v) 1 lighting control, and (vi) 2 air conditioner controls. The make, model, brand, design and technology of the Wireless SMART Home System to be supplied and installed in the actual unit may differ from the above illustration and are subject to change. Terms and conditions apply. Buyers shall liaise with the smart home vendor instead of the developer to make all arrangements for the set up and configuration of, and for any queries, defects, maintenance and/or upgrade issues with the Wireless SMART Home System at buyers' own costs. Items/devices which are not listed above are not included in Wireless SMART Home System and may be purchased from the smart home vendor directly and installed at buyers' own costs after the handover of the unit.

# PUNGGOL DIGITAL DISTRICT – THE SILICON VALLEY OF SINGAPORE

Exciting possibilities in the future

Imagine your workplace being a mere stone's throw from home or getting upgraded to join a new future-ready workforce.

As part of Singapore's Smart Nation push, the upcoming Punggol Digital District is now being developed within the wider region with facilities and amenities that include the following:

- Digitally-focused companies
- JTC's innovation-led business parks
- The new campus for Singapore Institute of Technology
- The upcoming Punggol Coast MRT Station on the North East Line extension
- Market Village offering new retail and dining options

And with Piermont Grand near the heart of it all, your home is where your journey into the future begins.



The locations of future and existing amenities indicated in the photograph are approximate and for reference only.



Every reasonable care has been taken in the preparation of the location map. The map is printed as at June 2019. For information on the permissible land use and density of sites around the housing project, the intending Purchaser may refer to the Master Plan available from the website of the Urban Redevelopment Authority at [www.ura.gov.sg](http://www.ura.gov.sg)

# SITE PLAN



Disclaimer: The renderings of the units as shown are for illustrative purposes only. The shading and outline of the unit type only applies to typical units. The boundary lines of the units set out here are not to be taken as a factual representation of the actual units. Kindly refer to the approved BP plans for the actual unit outline/boundary lines.

## THE CASCADES

- 1 Feature Cascades
- 2 Guard House
- 3 Entrance Court
- 4 Resident's Side Gate
- 5 Sheltered Drop-Off
- 6 Drop-Off Lounge

## THE WATERFALLS

- 7 Lap Pool Deck
- 8 50m Lap Pool
- 9 Cascading Planters
- 10 Yoga Deck
- 11 Water Cascades
- 12 Boardwalk
- 13 Gymnasium
- 14 Lookout BBQ Pavilion
- 15 Dip Pool
- 16 Changing Rooms

## THE LAKES

- 17 Clubhouse Function Room
- 18 Family Pool
- 19 Relaxation Pool Deck
- 20 Play Lawn
- 21 Children's Play Pool
- 22 Playground and Outdoor Fitness Area
- 23 Children's Party Room
- 24 Party BBQ Pavilion

## THE HILLS

- 25 Bio Pond
- 26 BBQ Pavilion with Community Garden
- 27 Recreational Tennis Court
- 28 Reading Corners
- 29 Cabana
- 30 Rolling Lawn
- 31 Hydrotherapy Pool
- 32 Spa BBQ Pavilion

## OTHER FACILITIES

- A Bin Centre
- B Substation
- C Transformer Room & Genset
- D MDF Room
- E Carpark Ventilation

Water Tank  
(At Roof Level)

# SCHEMATIC DIAGRAM

## LEGEND

- 3-Bedroom
- 3-Bedroom Superior
- 3-Bedroom Deluxe
- 3-Bedroom Premium
- 4-Bedroom Premium
- 5-Bedroom Premium

**Block 24** Sumang Walk Singapore 828678

FLOOR \ UNIT	5	6	7	8
17	B3-PH	B5-PH	A4f-PH	B2-PH
16	B3	B5	A4f	B2
15	B3	B5	A4f	B2
14	B3	B5	A4f	B2
13	B3	B5	A4f	B2
12	B3	B5	A4f	B2
11	B3	B5	A4f	B2
10	B3	B5	A4f	B2
9	B3	B5	A4f	B2
8	B3	B5	A4f	B2
7	B3	B5	A4f	B2
6	B3	B5	A4f	B2
5	B3	B5	A4f	B2
4	B3	B5	A4f	B2
3	B3	B5	A4f	B2
2	A4g-P	B5	A4f	B2-P1
1		B5-P	A4f-P	

**Block 26** Sumang Walk Singapore 828618

FLOOR \ UNIT	9	10	11	12
17	B3-PH	C2-PH	B4-PH	B3-PH
16	B3	C2	B4	B3
15	B3	C2	B4	B3
14	B3	C2	B4	B3
13	B3	C2	B4	B3
12	B3	C2	B4	B3
11	B3	C2	B4	B3
10	B3	C2	B4	B3
9	B3	C2	B4	B3
8	B3	C2	B4	B3
7	B3	C2	B4	B3
6	B3	C2	B4	B3
5	B3	C2	B4	B3
4	B3	C2	B4	B3
3	B3	C2	B4	B3
2	A4g-P	C2	B4	B3-P
1		C2-P3	B4-P1	

**Block 22** Sumang Walk Singapore 828677

FLOOR \ UNIT	1	2	3	4
10	B2-PH	C2-PH	C2-PH	A4e-PH
9	B2	C2	C2	A4e
8	B2	C2	C2	A4e
7	B2	C2	C2	A4e
6	B2	C2	C2	A4e
5	B2	C2	C2	A4e
4	B2	C2	C2	A4e
3	B2	C2	C2	A4e
2	B2	C2	C2	A4e
1		C2-P2	C2-P2	

**Block 28** Sumang Walk Singapore 828619

FLOOR \ UNIT	13	14	15	16
17	B2-PH	B4-PH	C2-PH	C2-PH
16	B2	B4	C2	C2
15	B2	B4	C2	C2
14	B2	B4	C2	C2
13	B2	B4	C2	C2
12	B2	B4	C2	C2
11	B2	B4	C2	C2
10	B2	B4	C2	C2
9	B2	B4	C2	C2
8	B2	B4	C2	C2
7	B2	B4	C2	C2
6	B2	B4	C2	C2
5	B2	B4	C2	C2
4	B2	B4	C2	C2
3	B2	B4	C2	C2
2	A4h-P	B4	C2	C2-P1
1		B4-P2	C2-P3	

**Block 30** Sumang Walk Singapore 828620

FLOOR \ UNIT	17	18	19	20
10	B4-PH	B2-PH	B4-PH	B2-PH
9	B4	B2	B4	B2
8	B4	B2	B4	B2
7	B4	B2	B4	B2
6	B4	B2	B4	B2
5	B4	B2	B4	B2
4	B4	B2	B4	B2
3	B4	B2	B4	B2
2	B4	B2	B4	B2
1		B2-P2	B4-P1	

**Block 32** Sumang Walk Singapore 828621

FLOOR \ UNIT	21	22	23	24
18	A1a-PH	A3a-PH	B1-PH	A1b-PH
17	A1a	A3a	B1	A1b
16	A1a	A3a	B1	A1b
15	A1a	A3a	B1	A1b
14	A1a	A3a	B1	A1b
13	A1a	A3a	B1	A1b
12	A1a	A3a	B1	A1b
11	A1a	A3a	B1	A1b
10	A1a	A3a	B1	A1b
9	A1a	A3a	B1	A1b
8	A1a	A3a	B1	A1b
7	A1a	A3a	B1	A1b
6	A1a	A3a	B1	A1b
5	A1a	A3a	B1	A1b
4	A1a	A3a	B1	A1b
3	A1a	A3a	B1	A1b
2		A1d-P	B1-P	

**Block 34** Sumang Walk Singapore 828622

FLOOR \ UNIT	25	26	27	28
18	A1a-PH	C1-PH	A3a-PH	A1a-PH
17	A1a	C1	A3a	A1a
16	A1a	C1	A3a	A1a
15	A1a	C1	A3a	A1a
14	A1a	C1	A3a	A1a
13	A1a	C1	A3a	A1a
12	A1a	C1	A3a	A1a
11	A1a	C1	A3a	A1a
10	A1a	C1	A3a	A1a
9	A1a	C1	A3a	A1a
8	A1a	C1	A3a	A1a
7	A1a	C1	A3a	A1a
6	A1a	C1	A3a	A1a
5	A1a	C1	A3a	A1a
4	A1a	C1	A3a	A1a
3	A1a	C1	A3a	A1a
2		C1-P	A1d-P	

**Block 36** Sumang Walk Singapore 828623

FLOOR \ UNIT	29	30	31	32
17	A3b-PH	A3a-PH	A4d-PH	A4a-PH
16	A3b	A3a	A4d	A4a
15	A3b	A3a	A4d	A4a
14	A3b	A3a	A4d	A4a
13	A3b	A3a	A4d	A4a
12	A3b	A3a	A4d	A4a
11	A3b	A3a	A4d	A4a
10	A3b	A3a	A4d	A4a
9	A3b	A3a	A4d	A4a
8	A3b	A3a	A4d	A4a
7	A3b	A3a	A4d	A4a
6	A3b	A3a	A4d	A4a
5	A3b	A3a	A4d	A4a
4	A3b	A3a	A4d	A4a
3	A3b	A3a	A4d	A4a
2	A1e-P	A1d-P	A4d-P	A4a-P

**Block 38** Sumang Walk Singapore 828624

FLOOR \ UNIT	33	34	35	36
17	A1a-PH	A3a-PH	A4b-PH	A1a-PH
16	A1a	A3a	A4b	A1a
15	A1a	A3a	A4b	A1a
14	A1a	A3a	A4b	A1a
13	A1a	A3a	A4b	A1a
12	A1a	A3a	A4b	A1a
11	A1a	A3a	A4b	A1a
10	A1a	A3a	A4b	A1a
9	A1a	A3a	A4b	A1a
8	A1a	A3a	A4b	A1a
7	A1a	A3a	A4b	A1a
6	A1a	A3a	A4b	A1a
5	A1a	A3a	A4b	A1a
4	A1a	A3a	A4b	A1a
3	A1a	A3a	A4b	A1a
2	A1a-P	A1d-P	A4b-P	A1a-P

**Block 40** Sumang Walk Singapore 828625

FLOOR \ UNIT	37	38	39	40
17	A1a-PH	A4d-PH	A4c-PH	A1a-PH
16	A1a	A4d	A4c	A1a
15	A1a	A4d	A4c	A1a
14	A1a	A4d	A4c	A1a
13	A1a	A4d	A4c	A1a
12	A1a	A4d	A4c	A1a
11	A1a	A4d	A4c	A1a
10	A1a	A4d	A4c	A1a
9	A1a	A4d	A4c	A1a
8	A1a	A4d	A4c	A1a
7	A1a	A4d	A4c	A1a
6	A1a	A4d	A4c	A1a
5	A1a	A4d	A4c	A1a
4	A1a	A4d	A4c	A1a
3	A1a	A4d	A4c	A1a
2	A1a-P	A4d-P	A1f-P	A1a-P

**Block 42** Sumang Walk Singapore 828626

FLOOR \ UNIT	41	42	43	44	45	46
17	A2c-PH	A2c-PH	A1c-PH	A2a-PH	A2a-PH	A2b-PH
16	A2c	A2c	A1c	A2a	A2a	A2b
15	A2c	A2c	A1c	A2a	A2a	A2b
14	A2c	A2c	A1c	A2a	A2a	A2b
13	A2c	A2c	A1c	A2a	A2a	A2b
12	A2c	A2c	A1c	A2a	A2a	A2b
11	A2c	A2c	A1c	A2a	A2a	A2b
10	A2c	A2c	A1c	A2a	A2a	A2b
9	A2c	A2c	A1c	A2a	A2a	A2b
8	A2c	A2c	A1c	A2a	A2a	A2b
7	A2c	A2c	A1c	A2a	A2a	A2b
6	A2c	A2c	A1c	A2a	A2a	A2b
5	A2c	A2c	A1c	A2a	A2a	A2b
4	A2c	A2c	A1c	A2a	A2a	A2b
3	A2c	A2c	A1c	A2a	A2a	A2b
2	A2c-P	A2c-P	A1c-P			A2b-P

**Block 44** Sumang Walk Singapore 828627

FLOOR \ UNIT	47	48	49	50
17	A1a-PH	A2d-PH	A2d-PH	A1a-PH
16	A1a	A2d	A2d	A1a
15	A1a	A2d	A2d	A1a
14	A1a	A2d	A2d	A1a
13	A1a	A2d	A2d	A1a
12	A1a	A2d	A2d	A1a
11	A1a	A2d	A2d	A1a
10	A1a	A2d	A2d	A1a
9	A1a	A2d	A2d	A1a
8	A1a	A2d	A2d	A1a
7	A1a	A2d	A2d	A1a
6	A1a	A2d	A2d	A1a
5	A1a	A2d	A2d	A1a
4	A1a	A2d	A2d	A1a
3	A1a	A2d	A2d	A1a
2	A1a-P	A1g-P	A2d-P	A1a-P

**Block 46** Sumang Walk Singapore 828628

FLOOR \ UNIT	51	52	53	54
17	A1b-PH	A1b-PH	A1a-PH	A1a-PH
16	A1b	A1b	A1a	A1a
15	A1b	A1b	A1a	A1a
14	A1b	A1b	A1a	A1a
13	A1b	A1b	A1a	A1a
12	A1b	A1b	A1a	A1a
11	A1b	A1b	A1a	A1a
10	A1b	A1b	A1a	A1a
9	A1b	A1b	A1a	A1a
8	A1b	A1b	A1a	A1a
7	A1b	A1b	A1a	A1a
6	A1b	A1b	A1a	A1a
5	A1b	A1b	A1a	A1a
4	A1b	A1b	A1a	A1a
3	A1b	A1b	A1a	A1a
2	A1b-P	A1b-P	A1a-P	A1a-P

# 3-BEDROOM

## Type A1a-P

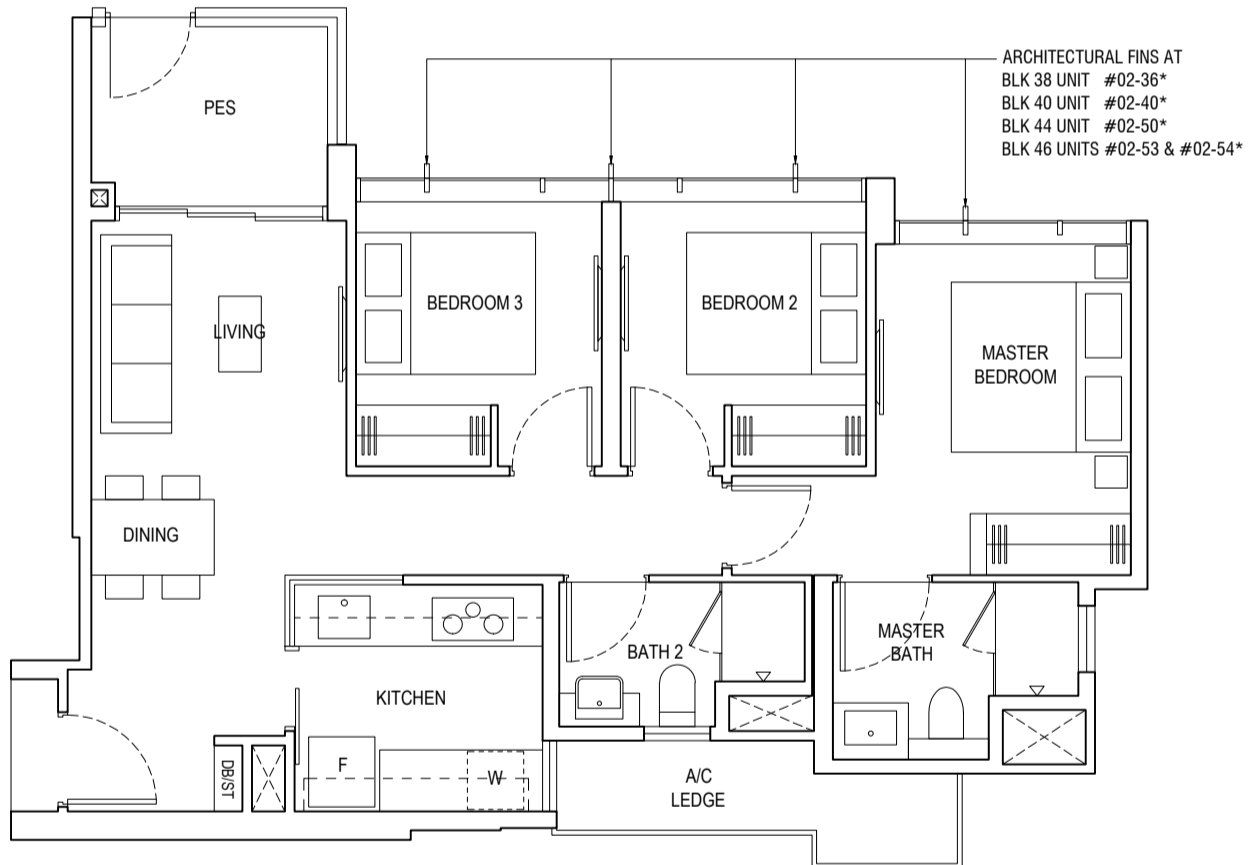
78 sqm / 840 sq ft

BLK 38  
#02-33, #02-36\*

BLK 40  
#02-37, #02-40\*

BLK 44  
#02-47, #02-50\*

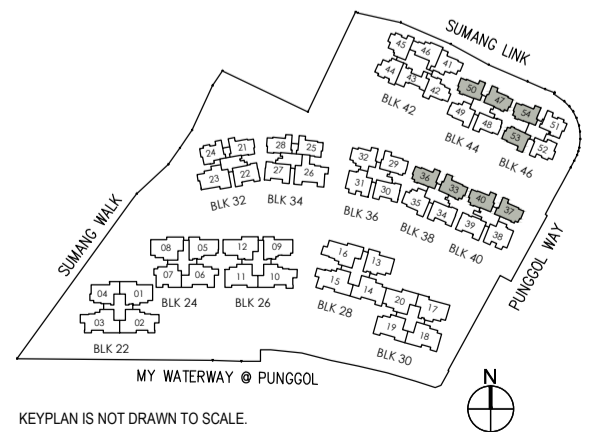
BLK 46  
#02-53, #02-54\*



\*Mirror Image



Area includes air-con (A/C) ledge, balcony and strata void where applicable. Some units are mirror images of the apartment plans shown in the brochure. Please refer to the key plan for orientation. The plans are subject to change as may be approved by relevant authorities. All floor plans are approximate measurements only and are subject to government re-survey. The balcony shall not be enclosed unless with the approved balcony screen. For an illustration of the approved balcony screen, please refer to the diagram annexed hereto as "Annexure A".





# Type A1a

78 sqm / 840 sq ft

BLK 32

#03-21 to #17-21

BLK 34

#03-25 to #17-25, #03-28\* to #17-28\*

BLK 38

#03-33 to #16-33, #03-36\* to #16-36\*

BLK 40

#03-37 to #16-37, #03-40\* to #16-40\*

BLK 44

#03-47 to #16-47, #03-50\* to #16-50\*

BLK 46

#03-53 to #16-53, #03-54\* to #16-54\*

# Type A1a-PH

92 sqm / 990 sq ft

INCLUDING STRATA VOID OF 14 sqm / 151 sq ft ABOVE LIVING & DINING. APPROXIMATE 4.5m FLOOR TO CEILING HEIGHT AT LIVING & DINING

BLK 32

#18-21

BLK 34

#18-25, #18-28\*

BLK 38

#17-33, #17-36\*

BLK 40

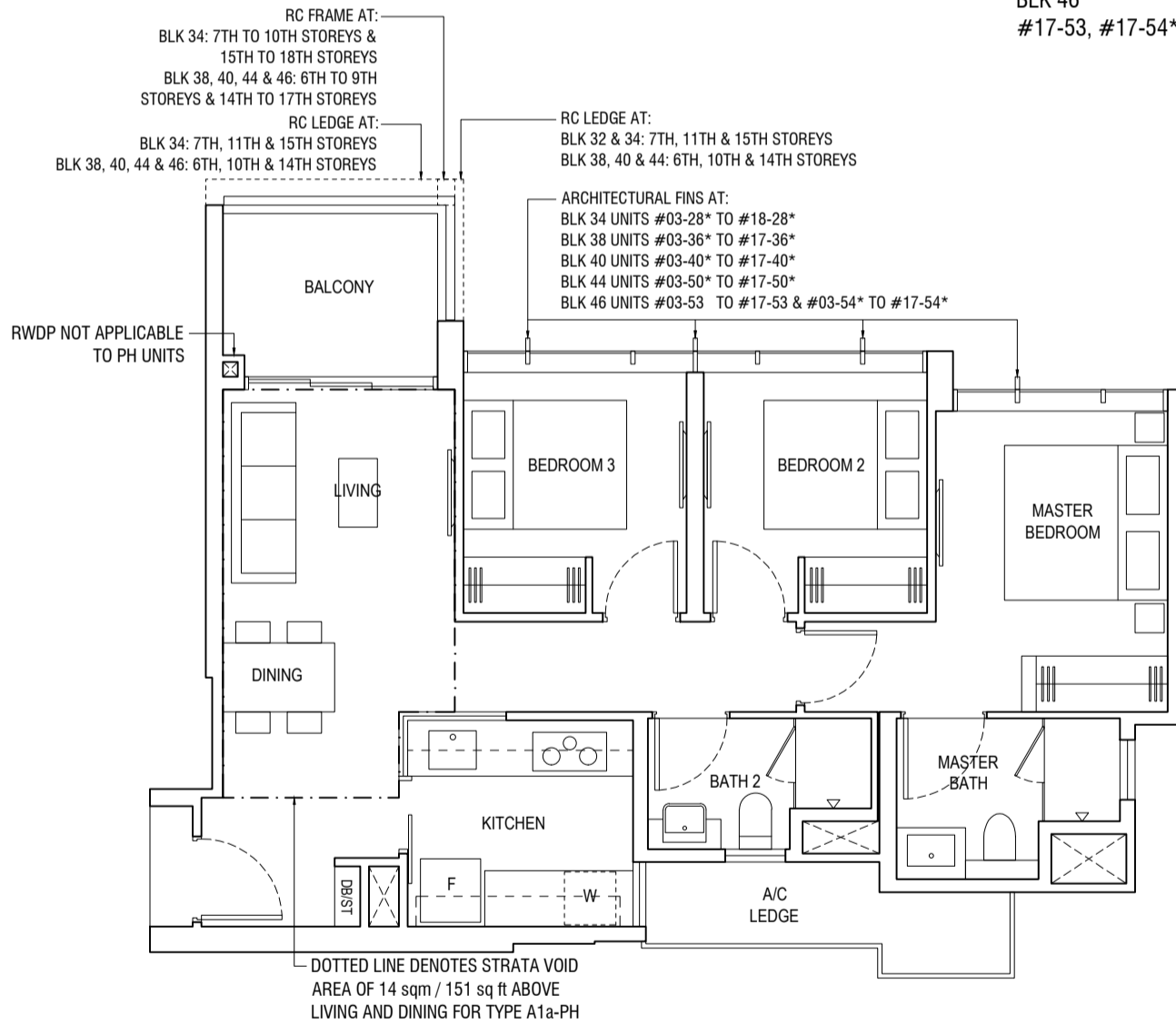
#17-37, #17-40\*

BLK 44

#17-47, #17-50\*

BLK 46

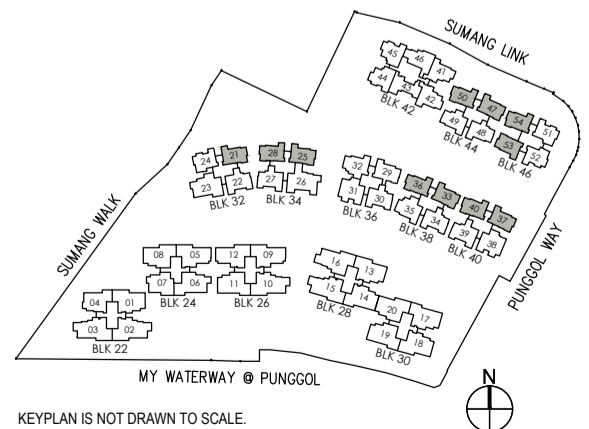
#17-53, #17-54\*



\*Mirror Image



Area includes air-con (A/C) ledge, balcony and strata void where applicable. Some units are mirror images of the apartment plans shown in the brochure. Please refer to the key plan for orientation. The plans are subject to change as may be approved by relevant authorities. All floor plans are approximate measurements only and are subject to government re-survey. The balcony shall not be enclosed unless with the approved balcony screen. For an illustration of the approved balcony screen, please refer to the diagram annexed hereto as "Annexure A".



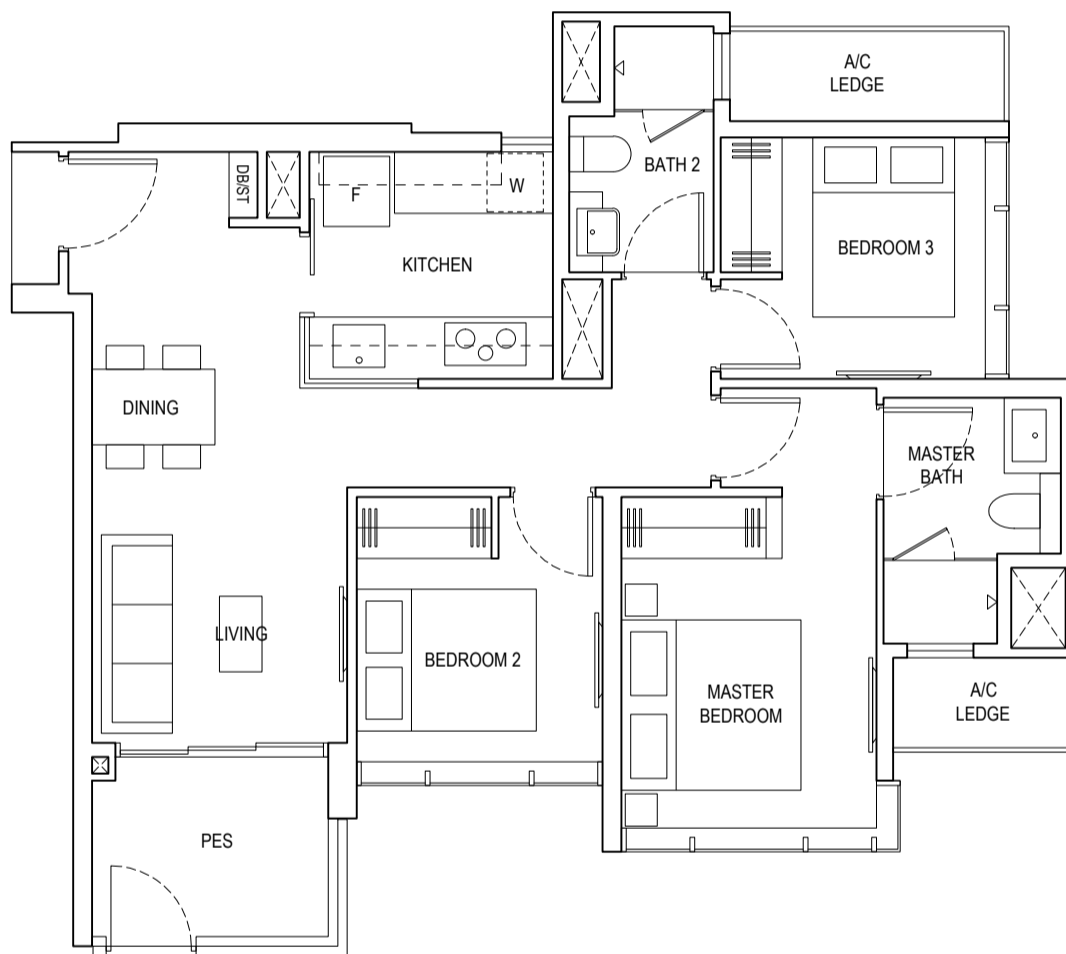
# 3-BEDROOM

## Type A1b-P

81 sqm / 872 sq ft

BLK 46

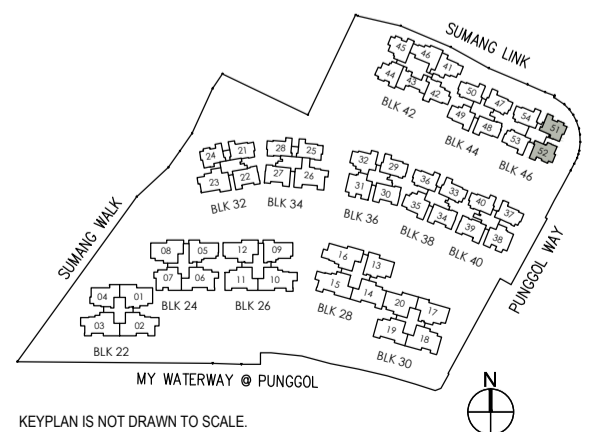
#02-51\*, #02-52



\*Mirror Image



Area includes air-con (A/C) ledge, balcony and strata void where applicable. Some units are mirror images of the apartment plans shown in the brochure. Please refer to the key plan for orientation. The plans are subject to change as may be approved by relevant authorities. All floor plans are approximate measurements only and are subject to government re-survey. The balcony shall not be enclosed unless with the approved balcony screen. For an illustration of the approved balcony screen, please refer to the diagram annexed hereto as "Annexure A".



MY WATERWAY @ PUNGGOL  
KEYPLAN IS NOT DRAWN TO SCALE.

# Type A1b

81 sqm / 872 sq ft

BLK 32  
#03-24 to #17-24

BLK 46  
#03-51\* to #16-51\*, #03-52 to #16-52

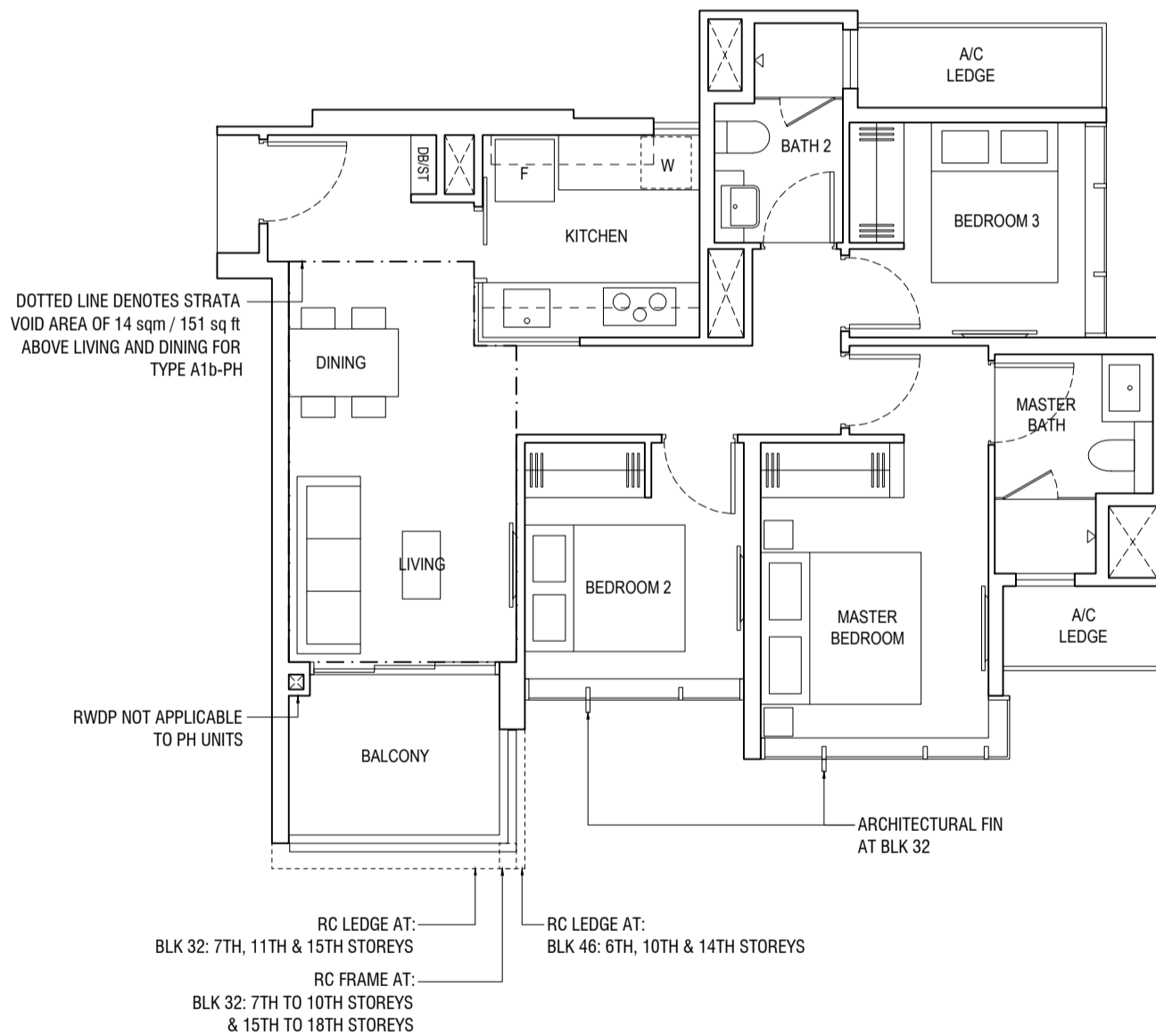
# Type A1b-PH

95 sqm / 1023 sq ft

INCLUDING STRATA VOID OF 14 sqm / 151 sq ft ABOVE LIVING & DINING. APPROXIMATE 4.5m FLOOR TO CEILING HEIGHT AT LIVING & DINING

BLK 32  
#18-24

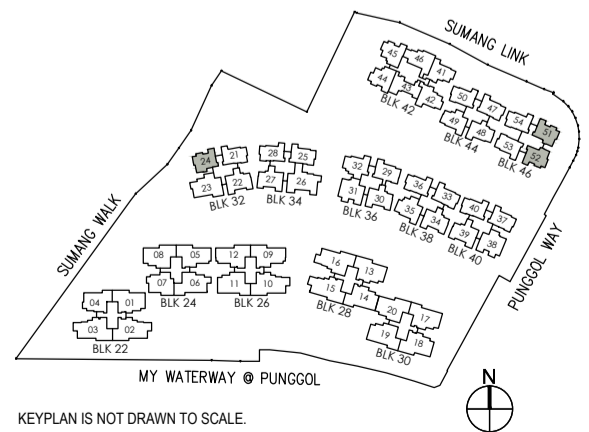
BLK 46  
#17-51\*, #17-52



\*Mirror Image



Area includes air-con (A/C) ledge, balcony and strata void where applicable. Some units are mirror images of the apartment plans shown in the brochure. Please refer to the key plan for orientation. The plans are subject to change as may be approved by relevant authorities. All floor plans are approximate measurements only and are subject to government re-survey. The balcony shall not be enclosed unless with the approved balcony screen. For an illustration of the approved balcony screen, please refer to the diagram annexed hereto as "Annexure A".

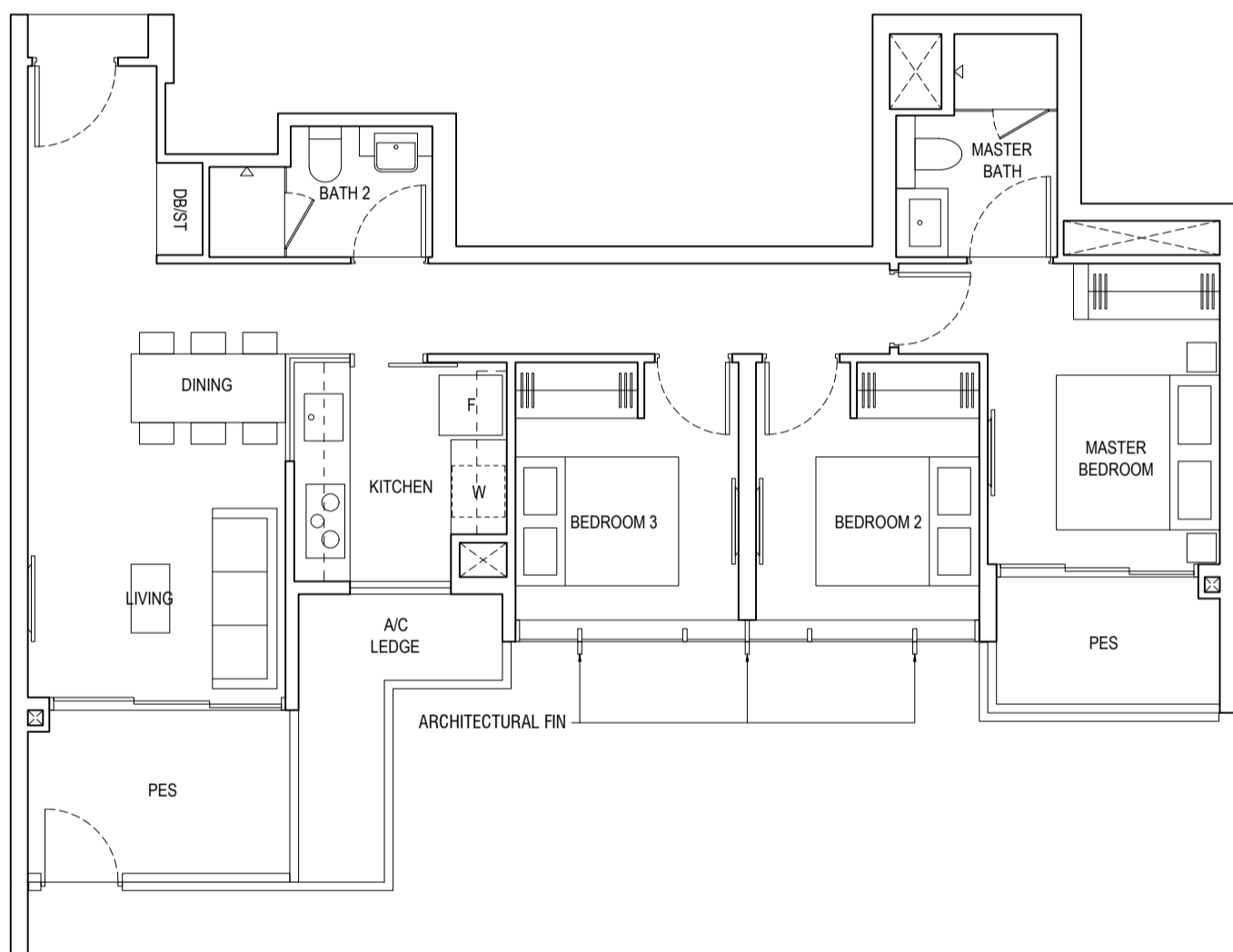


# 3-BEDROOM

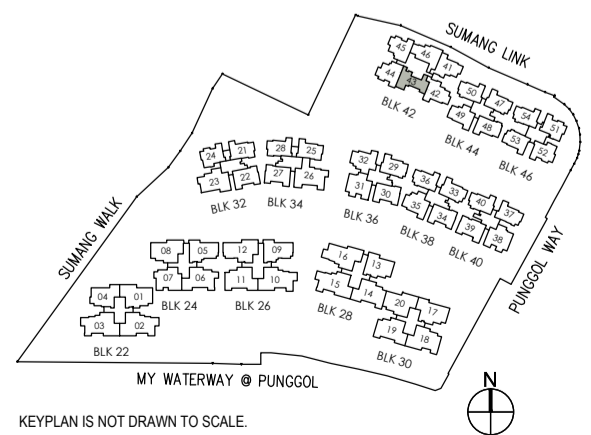
## Type A1c-P

92 sqm / 990 sq ft

BLK 42  
#02-43



Area includes air-con (A/C) ledge, balcony and strata void where applicable. Some units are mirror images of the apartment plans shown in the brochure. Please refer to the key plan for orientation. The plans are subject to change as may be approved by relevant authorities. All floor plans are approximate measurements only and are subject to government re-survey. The balcony shall not be enclosed unless with the approved balcony screen. For an illustration of the approved balcony screen, please refer to the diagram annexed hereto as "Annexure A".



MY WATERWAY @ PUNGGOL  
KEYPLAN IS NOT DRAWN TO SCALE.

# Type A1c

92 sqm / 990 sq ft

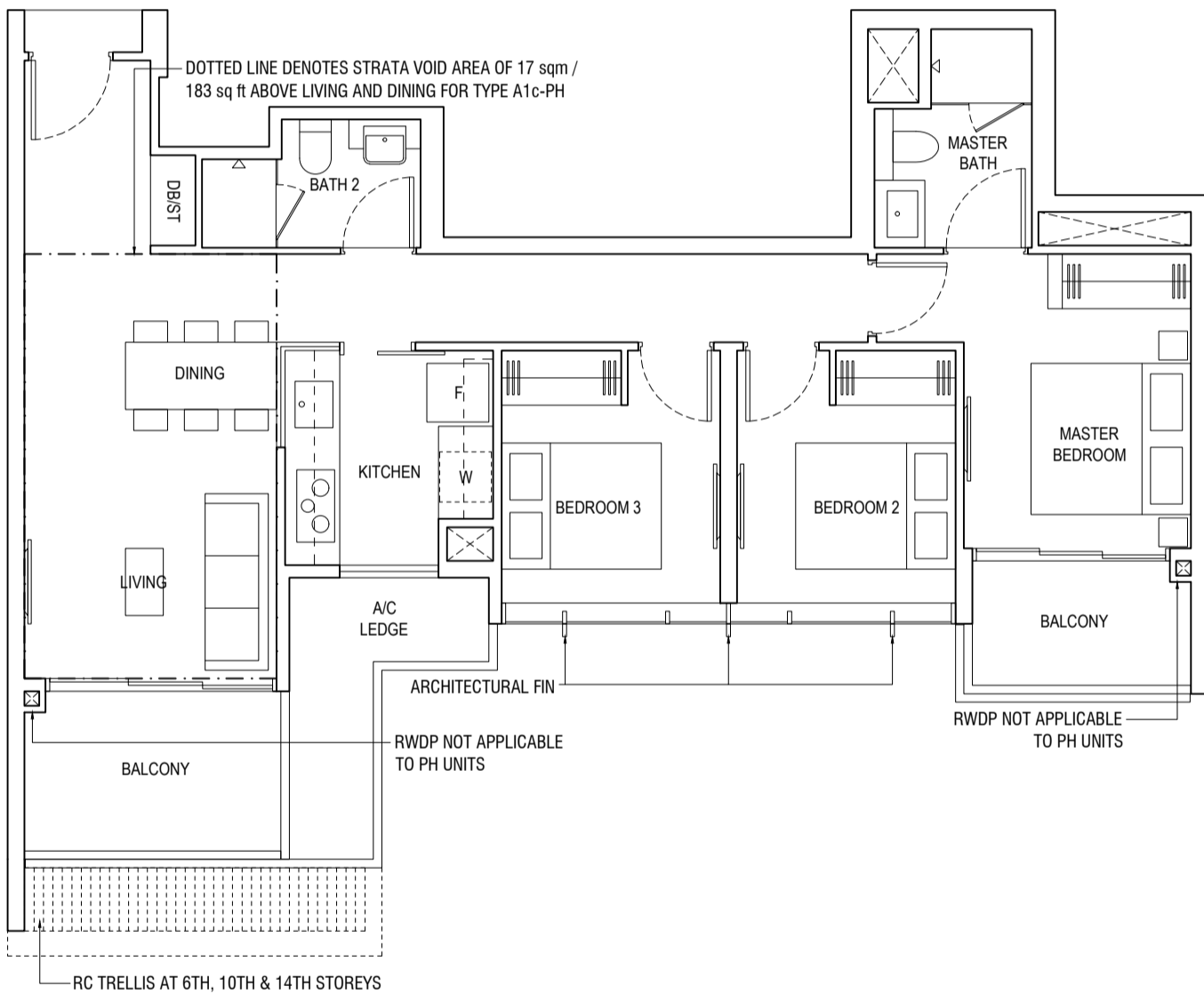
BLK 42  
#03-43 to #16-43

# Type A1c-PH

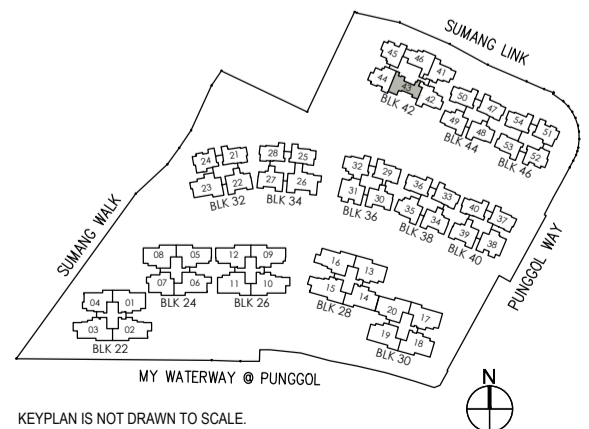
109 sqm / 1173 sq ft

INCLUDING STRATA VOID OF 17 sqm / 183 sq ft ABOVE LIVING & DINING. APPROXIMATE 4.5m FLOOR TO CEILING HEIGHT AT LIVING & DINING

BLK 42  
#17-43



Area includes air-con (A/C) ledge, balcony and strata void where applicable. Some units are mirror images of the apartment plans shown in the brochure. Please refer to the key plan for orientation. The plans are subject to change as may be approved by relevant authorities. All floor plans are approximate measurements only and are subject to government re-survey. The balcony shall not be enclosed unless with the approved balcony screen. For an illustration of the approved balcony screen, please refer to the diagram annexed hereto as "Annexure A".



# 3-BEDROOM

## Type A1d-P

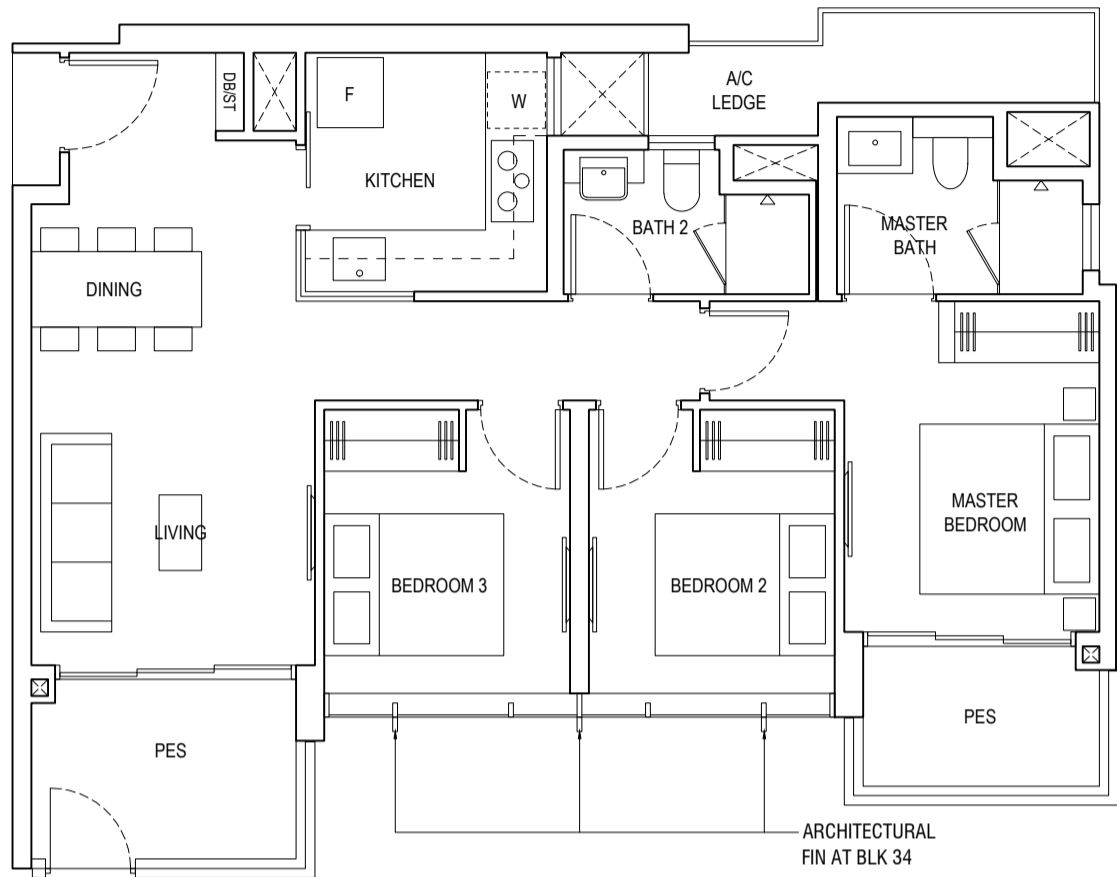
88 sqm / 947 sq ft

BLK 32  
#02-22

BLK 34  
#02-27\*

BLK 36  
#02-30

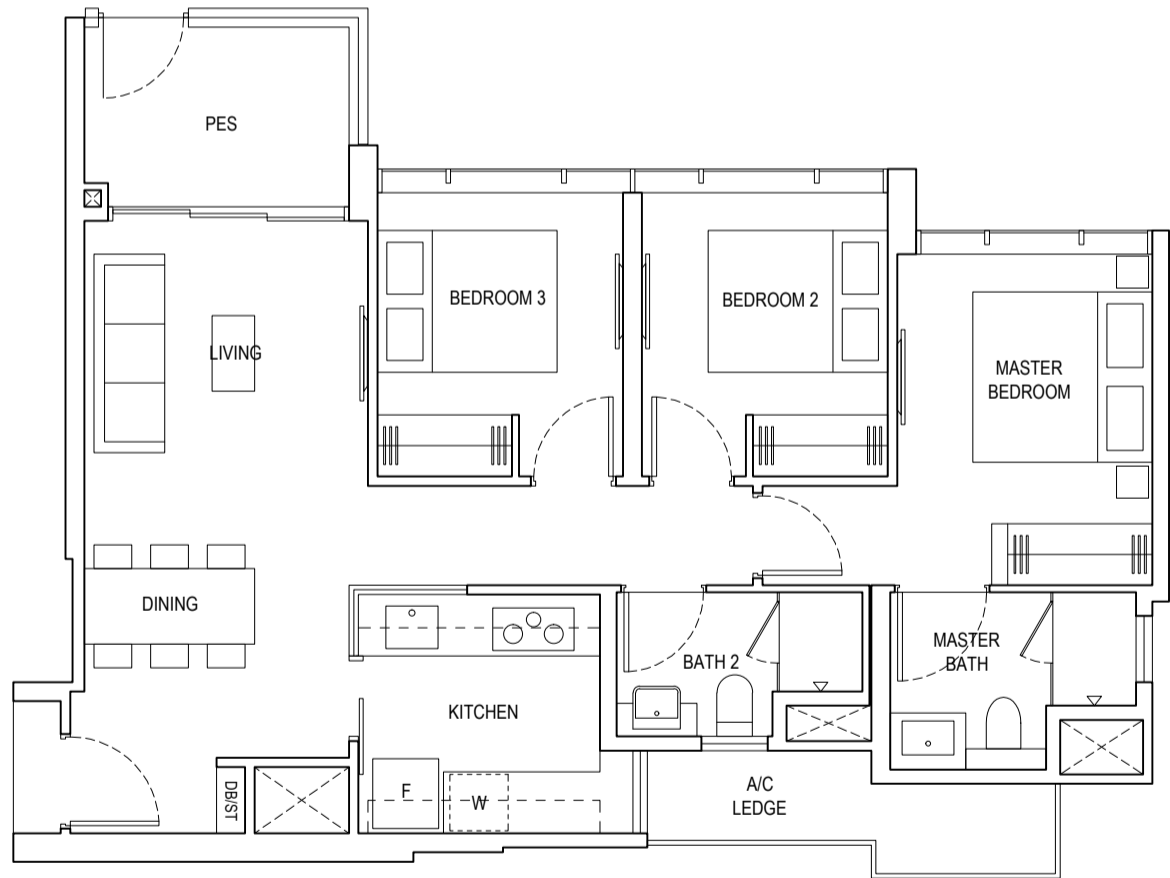
BLK 38  
#02-34



## Type A1e-P

84 sqm / 904 sq ft

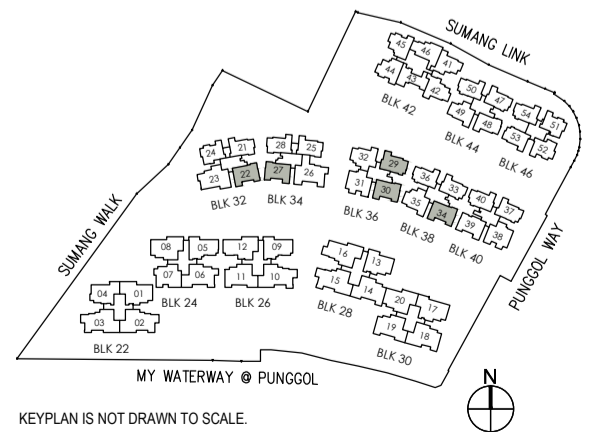
BLK 36  
#02-29



\*Mirror Image



Area includes air-con (A/C) ledge, balcony and strata void where applicable. Some units are mirror images of the apartment plans shown in the brochure. Please refer to the key plan for orientation. The plans are subject to change as may be approved by relevant authorities. All floor plans are approximate measurements only and are subject to government re-survey. The balcony shall not be enclosed unless with the approved balcony screen. For an illustration of the approved balcony screen, please refer to the diagram annexed hereto as "Annexure A".

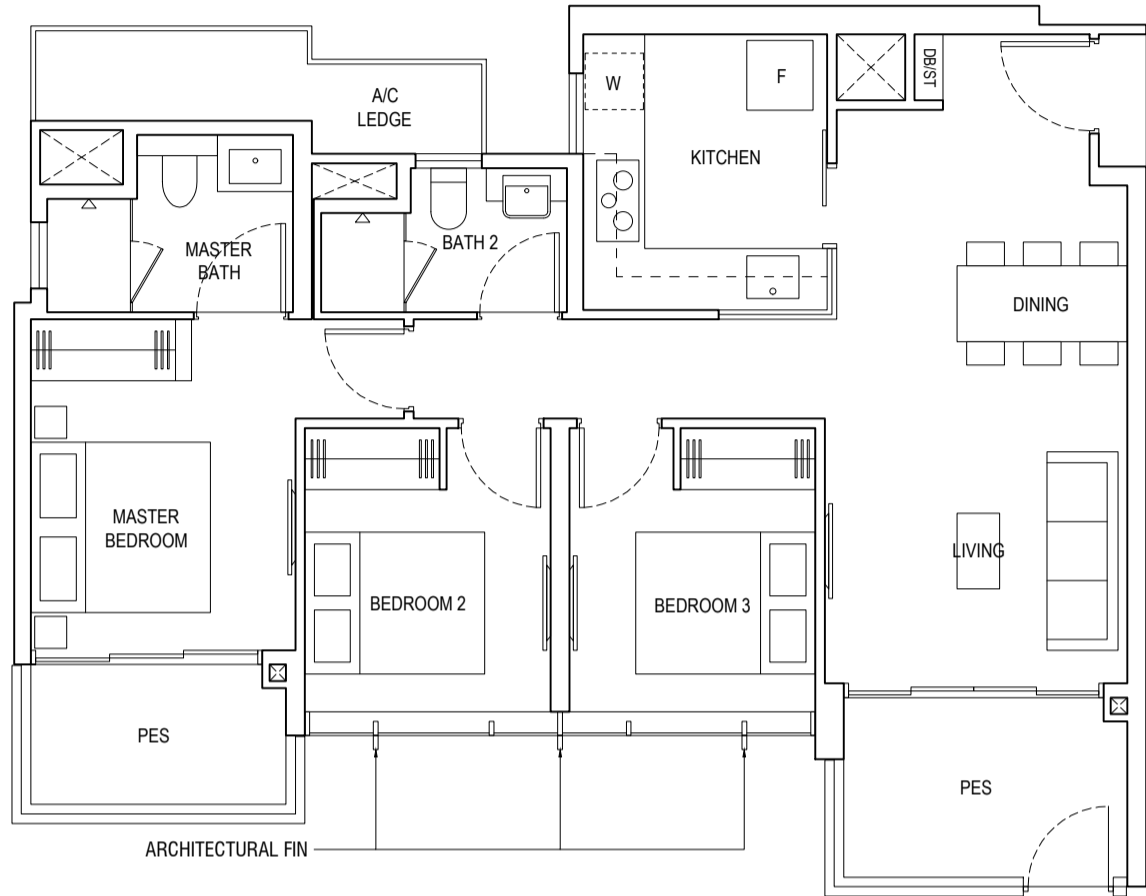


# 3-BEDROOM

## Type A1f-P

93 sqm / 1001 sq ft

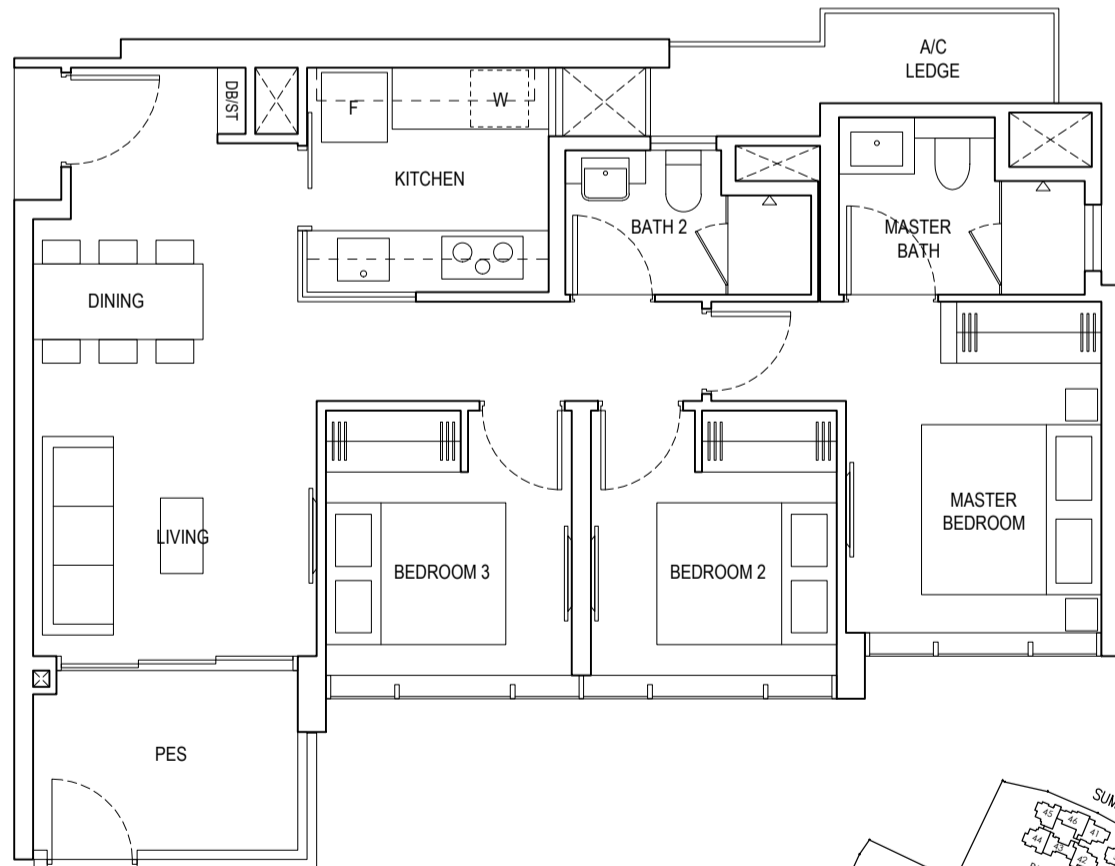
BLK 40  
#02-39



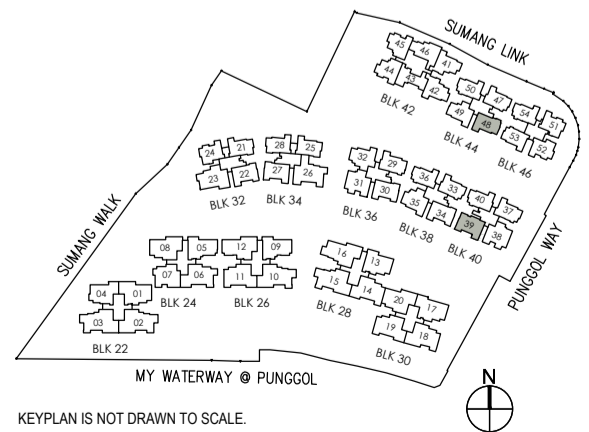
## Type A1g-P

81 sqm / 872 sq ft

BLK 44  
#02-48



Area includes air-con (A/C) ledge, balcony and strata void where applicable. Some units are mirror images of the apartment plans shown in the brochure. Please refer to the key plan for orientation. The plans are subject to change as may be approved by relevant authorities. All floor plans are approximate measurements only and are subject to government re-survey. The balcony shall not be enclosed unless with the approved balcony screen. For an illustration of the approved balcony screen, please refer to the diagram annexed hereto as "Annexure A".



# Type A2a

90 sqm / 969 sq ft

BLK 42

#03-44\* to #16-44\*, #03-45 to #16-45

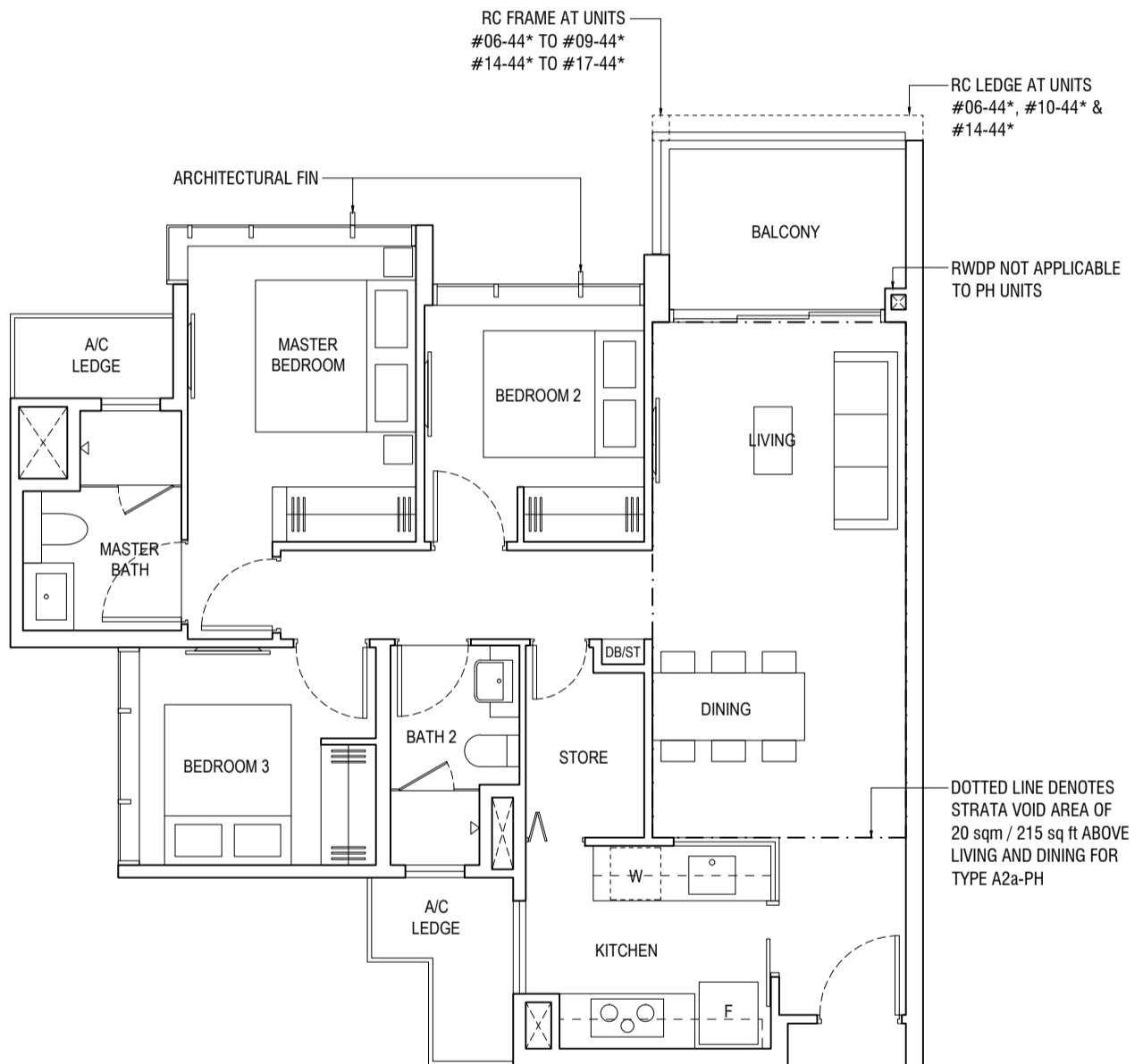
# Type A2a-PH

110 sqm / 1184 sq ft

INCLUDING STRATA VOID OF 20 sqm / 215 sq ft ABOVE LIVING & DINING. APPROXIMATE 4.5m FLOOR TO CEILING HEIGHT AT LIVING & DINING

BLK 42

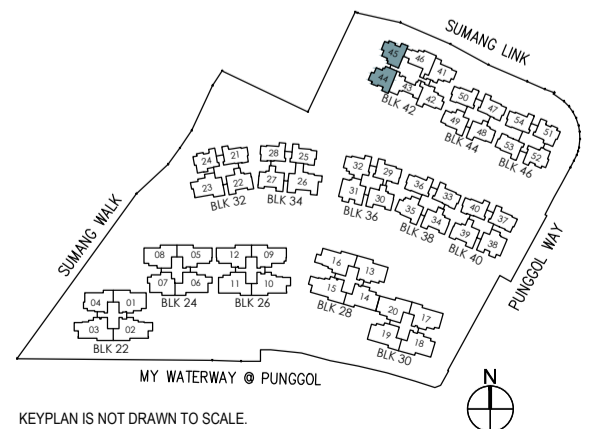
#17-44\*, #17-45



\*Mirror Image



Area includes air-con (A/C) ledge, balcony and strata void where applicable. Some units are mirror images of the apartment plans shown in the brochure. Please refer to the key plan for orientation. The plans are subject to change as may be approved by relevant authorities. All floor plans are approximate measurements only and are subject to government re-survey. The balcony shall not be enclosed unless with the approved balcony screen. For an illustration of the approved balcony screen, please refer to the diagram annexed hereto as "Annexure A".



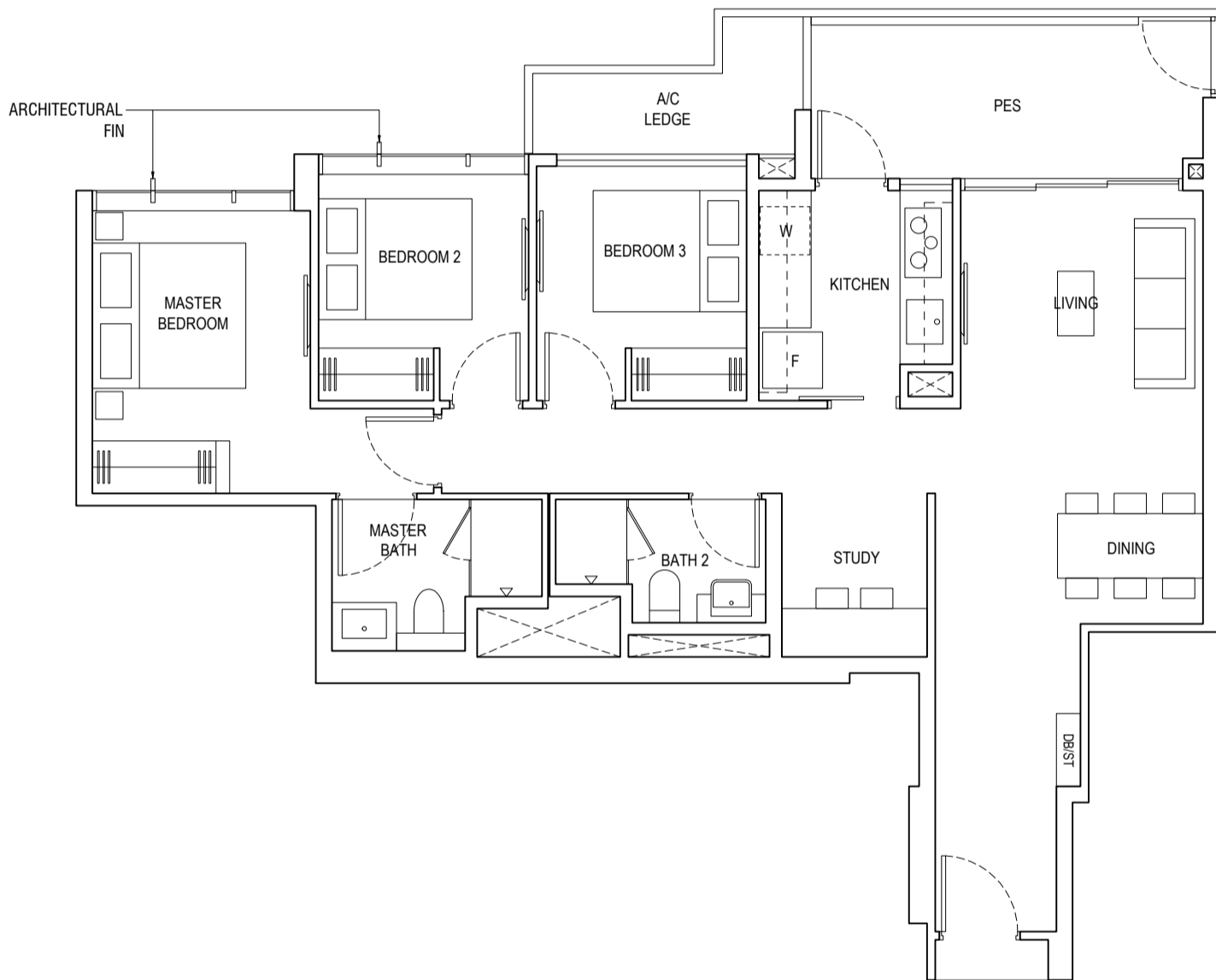


# 3-BEDROOM SUPERIOR

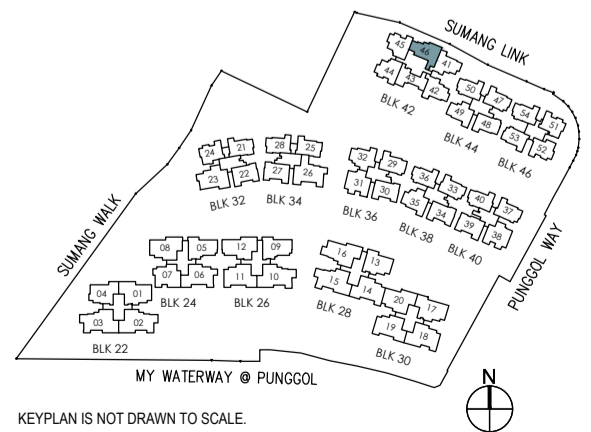
## Type A2b-P

97 sqm / 1044 sq ft

BLK 42  
#02-46



Area includes air-con (A/C) ledge, balcony and strata void where applicable. Some units are mirror images of the apartment plans shown in the brochure. Please refer to the key plan for orientation. The plans are subject to change as may be approved by relevant authorities. All floor plans are approximate measurements only and are subject to government re-survey. The balcony shall not be enclosed unless with the approved balcony screen. For an illustration of the approved balcony screen, please refer to the diagram annexed hereto as "Annexure A".



KEYPLAN IS NOT DRAWN TO SCALE.

# Type A2b

97 sqm / 1044 sq ft

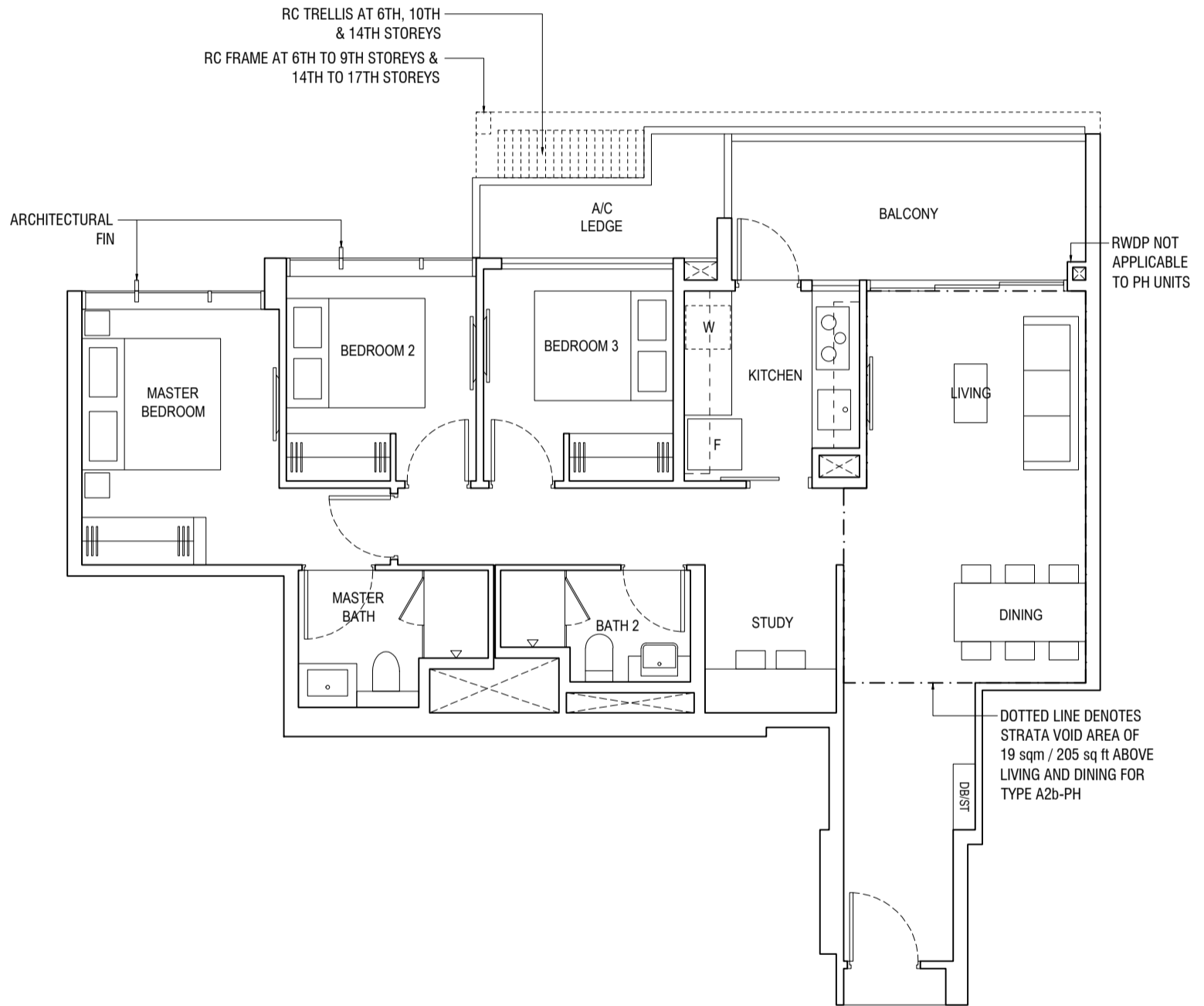
BLK 42  
#03-46 to #16-46

# Type A2b-PH

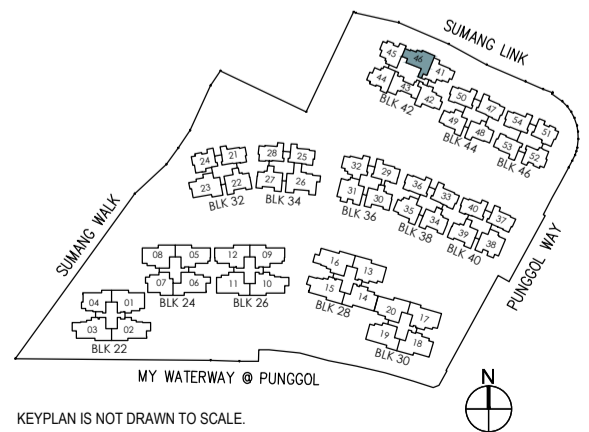
116 sqm / 1249 sq ft

INCLUDING STRATA VOID OF 19 sqm / 205 sq ft  
ABOVE LIVING & DINING. APPROXIMATE 4.5m  
FLOOR TO CEILING HEIGHT AT LIVING & DINING

BLK 42  
#17-46



Area includes air-con (A/C) ledge, balcony and strata void where applicable. Some units are mirror images of the apartment plans shown in the brochure. Please refer to the key plan for orientation. The plans are subject to change as may be approved by relevant authorities. All floor plans are approximate measurements only and are subject to government re-survey. The balcony shall not be enclosed unless with the approved balcony screen. For an illustration of the approved balcony screen, please refer to the diagram annexed hereto as "Annexure A".



# 3-BEDROOM SUPERIOR

## Type A2c-P

90 sqm / 969 sq ft

BLK 42

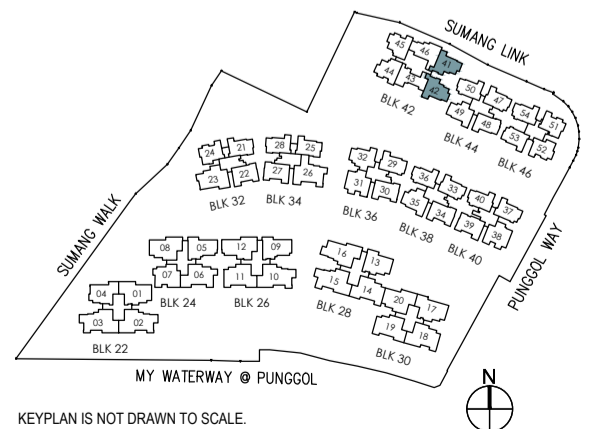
#02-41, #02-42\*



\*Mirror Image



Area includes air-con (A/C) ledge, balcony and strata void where applicable. Some units are mirror images of the apartment plans shown in the brochure. Please refer to the key plan for orientation. The plans are subject to change as may be approved by relevant authorities. All floor plans are approximate measurements only and are subject to government re-survey. The balcony shall not be enclosed unless with the approved balcony screen. For an illustration of the approved balcony screen, please refer to the diagram annexed hereto as "Annexure A".



KEYPLAN IS NOT DRAWN TO SCALE.

# Type A2c

90 sqm / 969 sq ft

BLK 42

#03-41 to #16-41, #03-42\* to #16-42\*

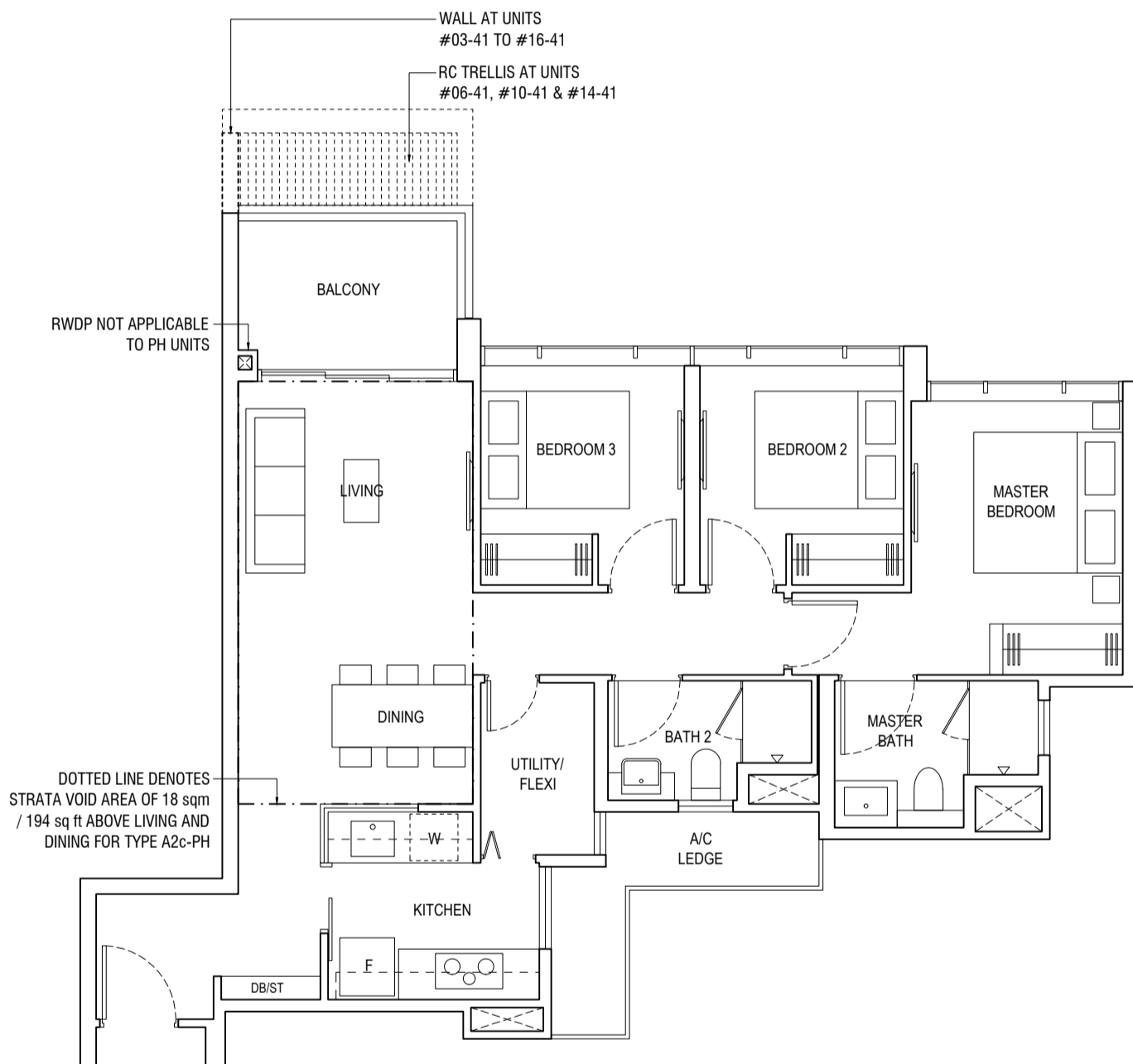
# Type A2c-PH

108 sqm / 1163 sq ft

INCLUDING STRATA VOID OF 18 sqm / 194 sq ft ABOVE LIVING & DINING. APPROXIMATE 4.5m FLOOR TO CEILING HEIGHT AT LIVING & DINING

BLK 42

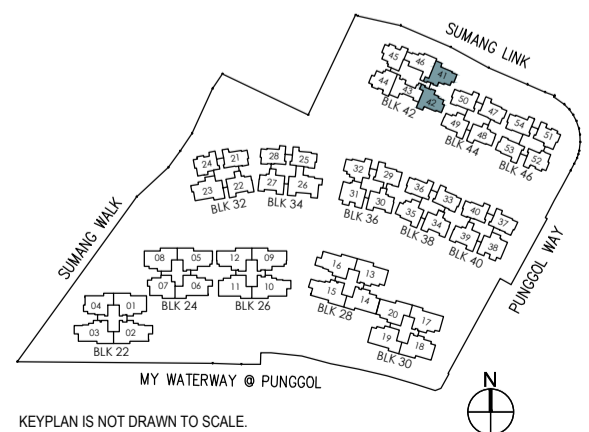
#17-41, #17-42\*



\*Mirror Image



Area includes air-con (A/C) ledge, balcony and strata void where applicable. Some units are mirror images of the apartment plans shown in the brochure. Please refer to the key plan for orientation. The plans are subject to change as may be approved by relevant authorities. All floor plans are approximate measurements only and are subject to government re-survey. The balcony shall not be enclosed unless with the approved balcony screen. For an illustration of the approved balcony screen, please refer to the diagram annexed hereto as "Annexure A".



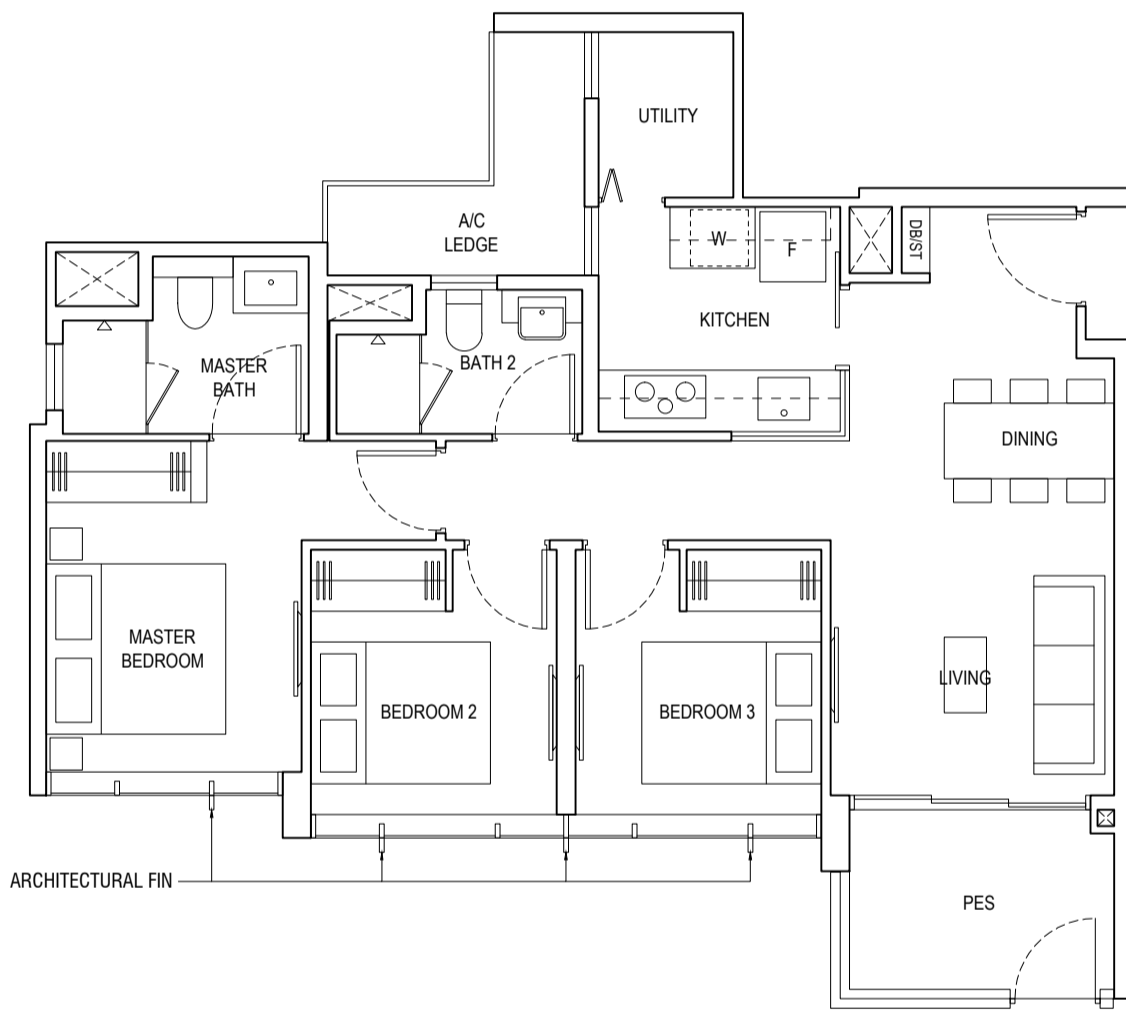
MY WATERWAY @ PUNGGOL  
KEYPLAN IS NOT DRAWN TO SCALE.

# 3-BEDROOM SUPERIOR

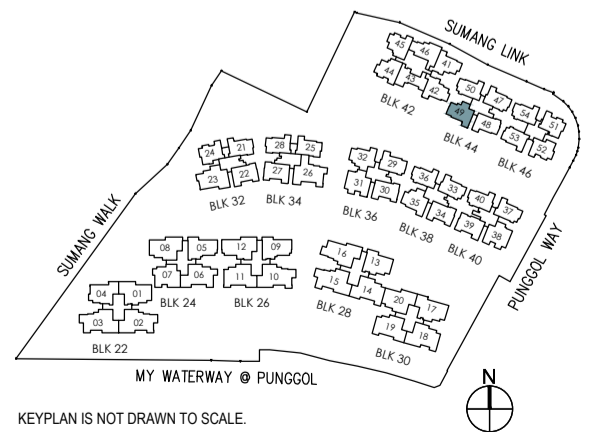
## Type A2d-P

84 sqm / 904 sq ft

BLK 44  
#02-49



Area includes air-con (A/C) ledge, balcony and strata void where applicable. Some units are mirror images of the apartment plans shown in the brochure. Please refer to the key plan for orientation. The plans are subject to change as may be approved by relevant authorities. All floor plans are approximate measurements only and are subject to government re-survey. The balcony shall not be enclosed unless with the approved balcony screen. For an illustration of the approved balcony screen, please refer to the diagram annexed hereto as "Annexure A".



KEYPLAN IS NOT DRAWN TO SCALE.

# Type A2d

84 sqm / 904 sq ft

BLK 44

#03-48\* to #16-48\*, #03-49 to #16-49

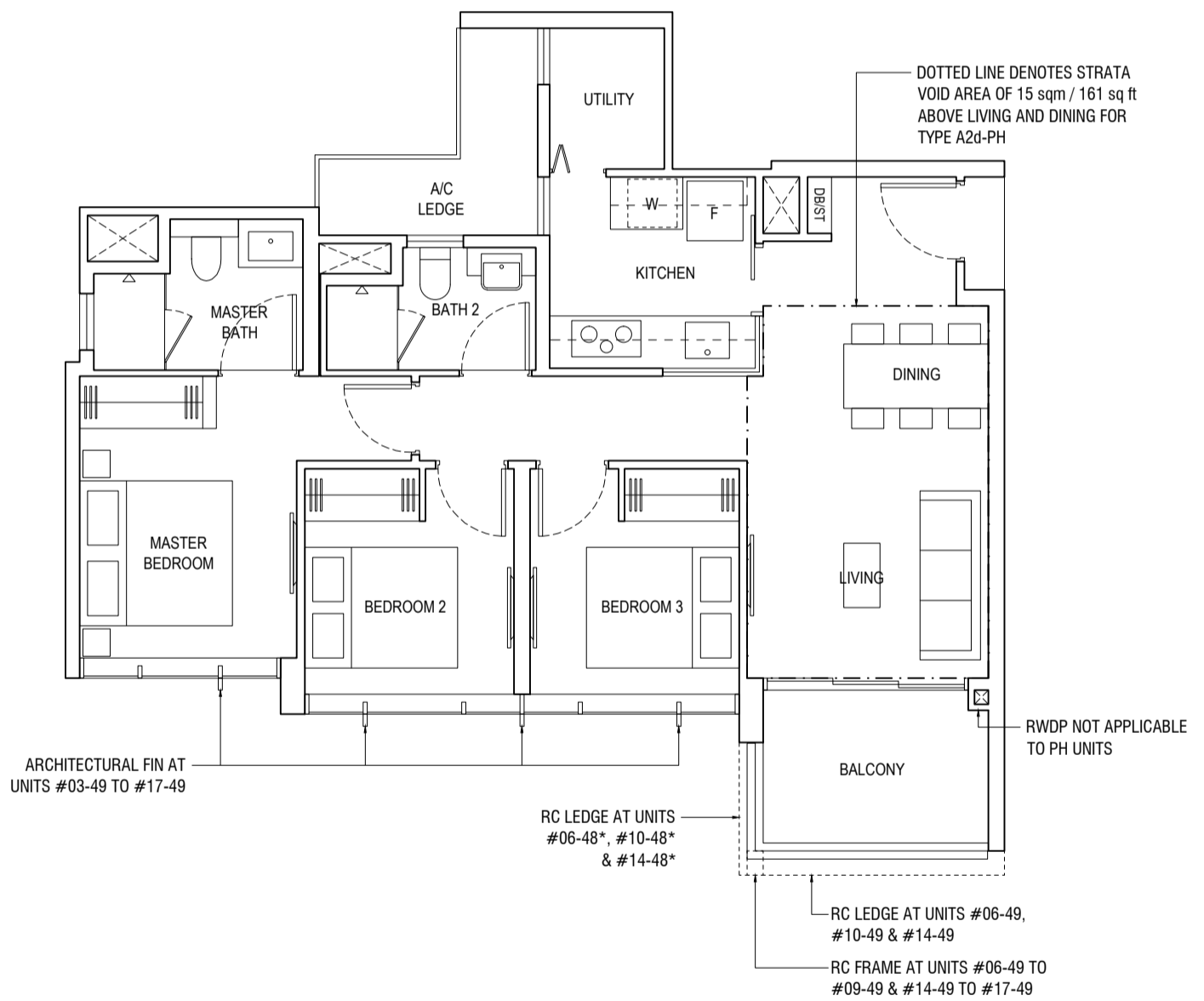
# Type A2d-PH

99 sqm / 1066 sq ft

INCLUDING STRATA VOID OF 15 sqm / 161 sq ft ABOVE LIVING & DINING. APPROXIMATE 4.5m FLOOR TO CEILING HEIGHT AT LIVING & DINING

BLK 44

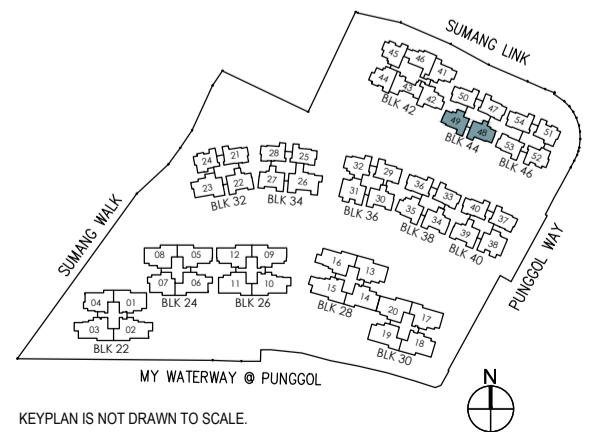
#17-48\*, #17-49



\*Mirror Image



Area includes air-con (A/C) ledge, balcony and strata void where applicable. Some units are mirror images of the apartment plans shown in the brochure. Please refer to the key plan for orientation. The plans are subject to change as may be approved by relevant authorities. All floor plans are approximate measurements only and are subject to government re-survey. The balcony shall not be enclosed unless with the approved balcony screen. For an illustration of the approved balcony screen, please refer to the diagram annexed hereto as "Annexure A".



# 3-BEDROOM DELUXE

# 3-BEDROOM DELUXE PENTHOUSE

## Type A3a

92 sqm / 990 sq ft

BLK 32  
#03-22 to #17-22

BLK 34  
#03-27\* to #17-27\*

BLK 36  
#03-30 to #16-30

BLK 38  
#03-34 to #16-34

## Type A3a-PH

108 sqm / 1163 sq ft

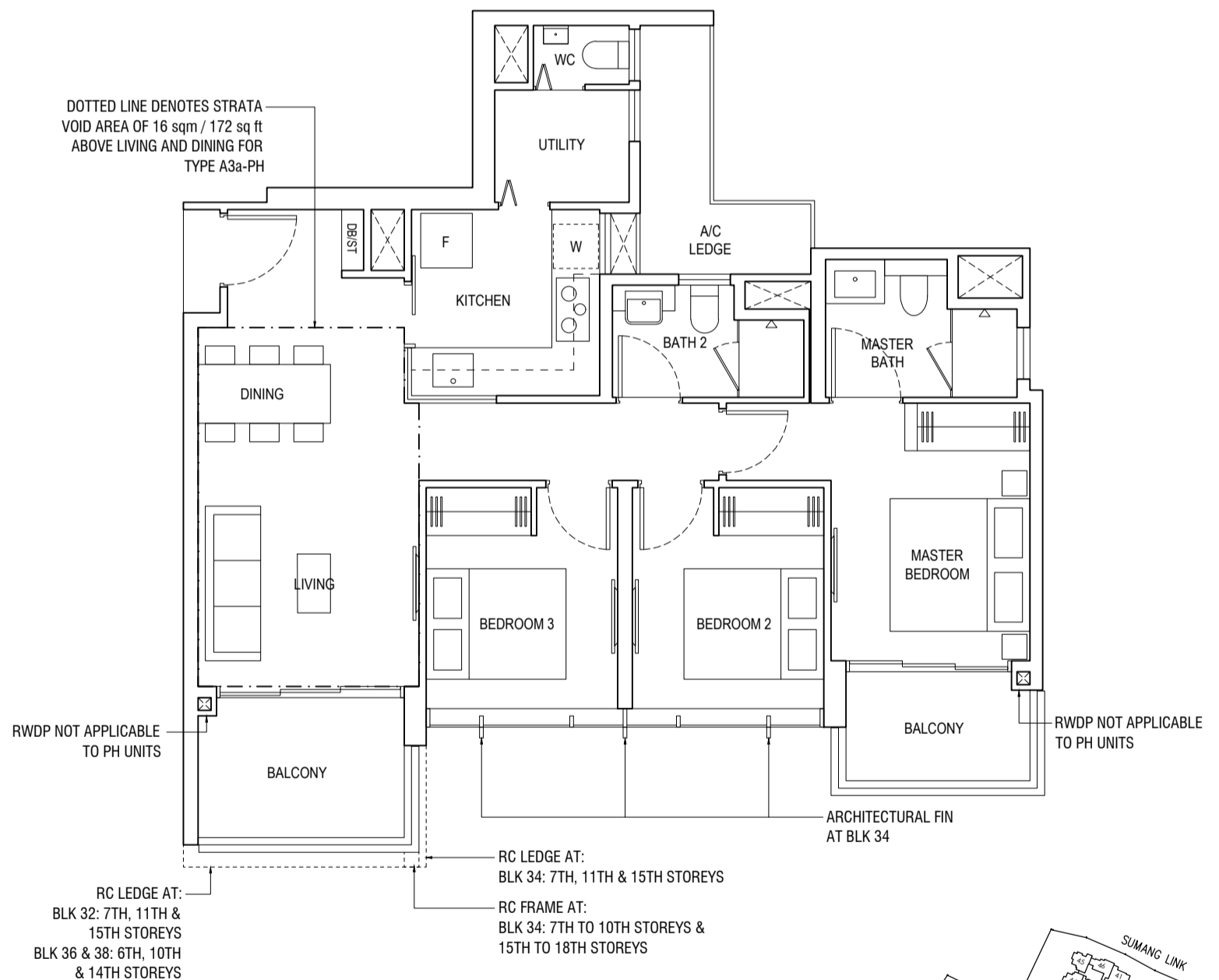
INCLUDING STRATA VOID OF 16 sqm / 172 sq ft ABOVE LIVING & DINING. APPROXIMATE 4.5m FLOOR TO CEILING HEIGHT AT LIVING & DINING

BLK 32  
#18-22

BLK 34  
#18-27\*

BLK 36  
#17-30

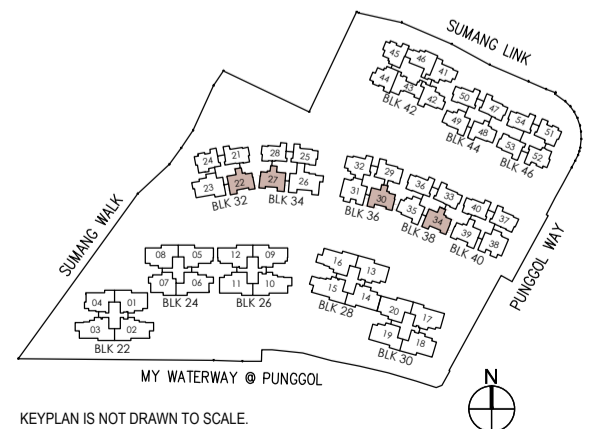
BLK 38  
#17-34



\*Mirror Image



Area includes air-con (A/C) ledge, balcony and strata void where applicable. Some units are mirror images of the apartment plans shown in the brochure. Please refer to the key plan for orientation. The plans are subject to change as may be approved by relevant authorities. All floor plans are approximate measurements only and are subject to government re-survey. The balcony shall not be enclosed unless with the approved balcony screen. For an illustration of the approved balcony screen, please refer to the diagram annexed hereto as "Annexure A".



# 3-BEDROOM DELUXE

# 3-BEDROOM DELUXE PENTHOUSE

## Type A3b

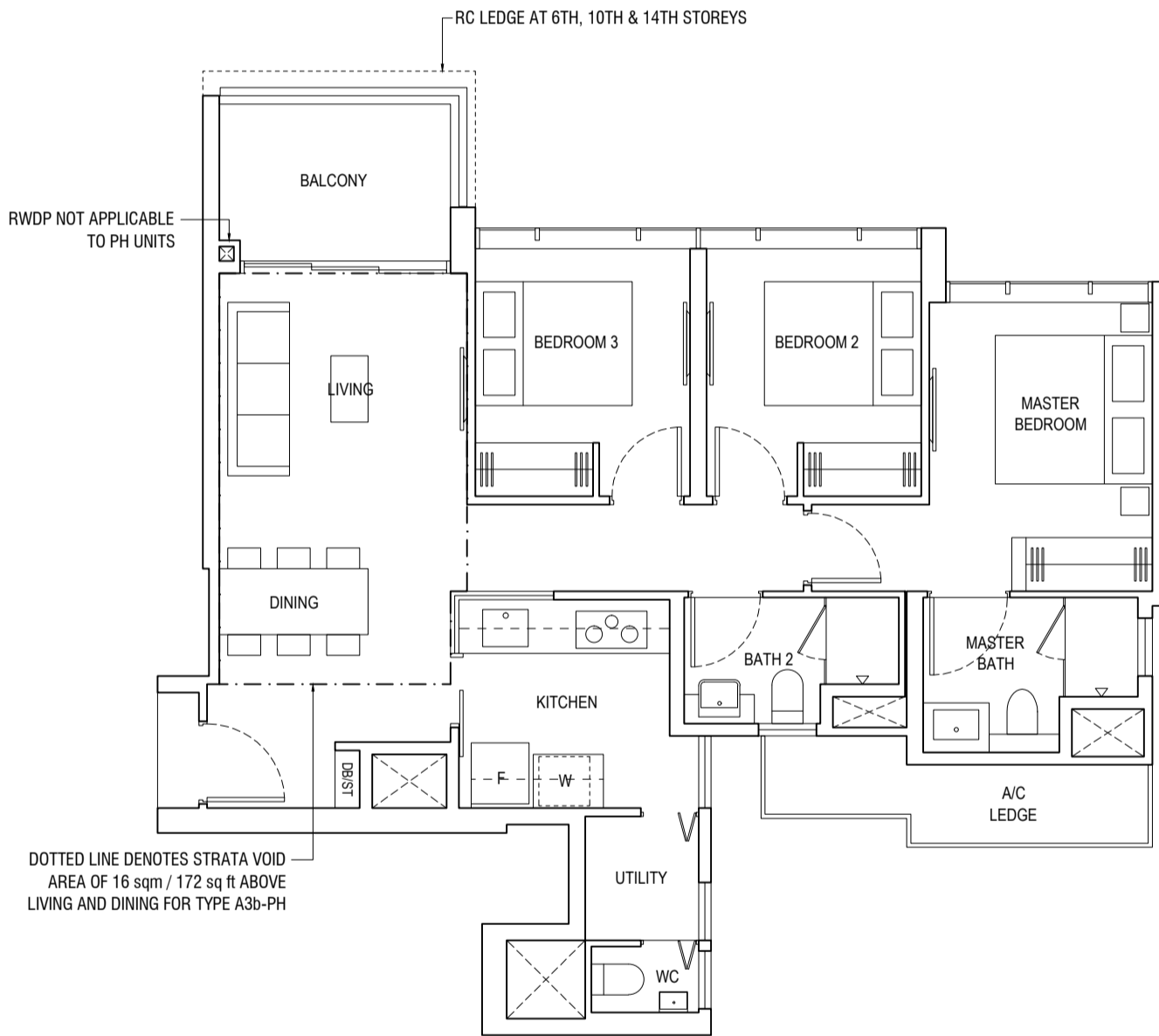
88 sqm / 947 sq ft

BLK 36  
#03-29 to #16-29

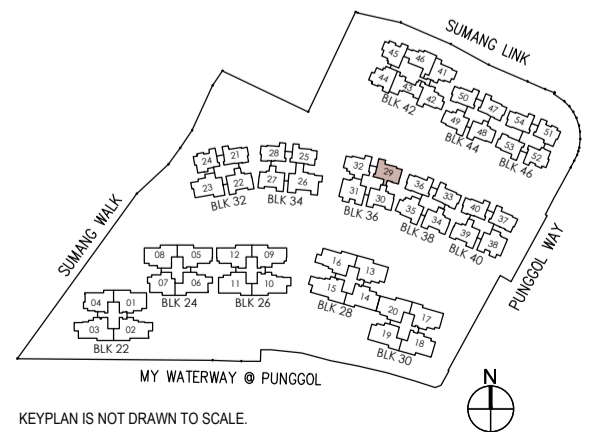
## Type A3b-PH

104 sqm / 1119 sq ft  
INCLUDING STRATA VOID OF 16 sqm / 172 sq ft  
ABOVE LIVING & DINING. APPROXIMATE 4.5m  
FLOOR TO CEILING HEIGHT AT LIVING & DINING

BLK 36  
#17-29



DOTTED LINE DENOTES STRATA VOID  
AREA OF 16 sqm / 172 sq ft ABOVE  
LIVING AND DINING FOR TYPE A3b-PH



Area includes air-con (A/C) ledge, balcony and strata void where applicable. Some units are mirror images of the apartment plans shown in the brochure. Please refer to the key plan for orientation. The plans are subject to change as may be approved by relevant authorities. All floor plans are approximate measurements only and are subject to government re-survey. The balcony shall not be enclosed unless with the approved balcony screen. For an illustration of the approved balcony screen, please refer to the diagram annexed hereto as "Annexure A".

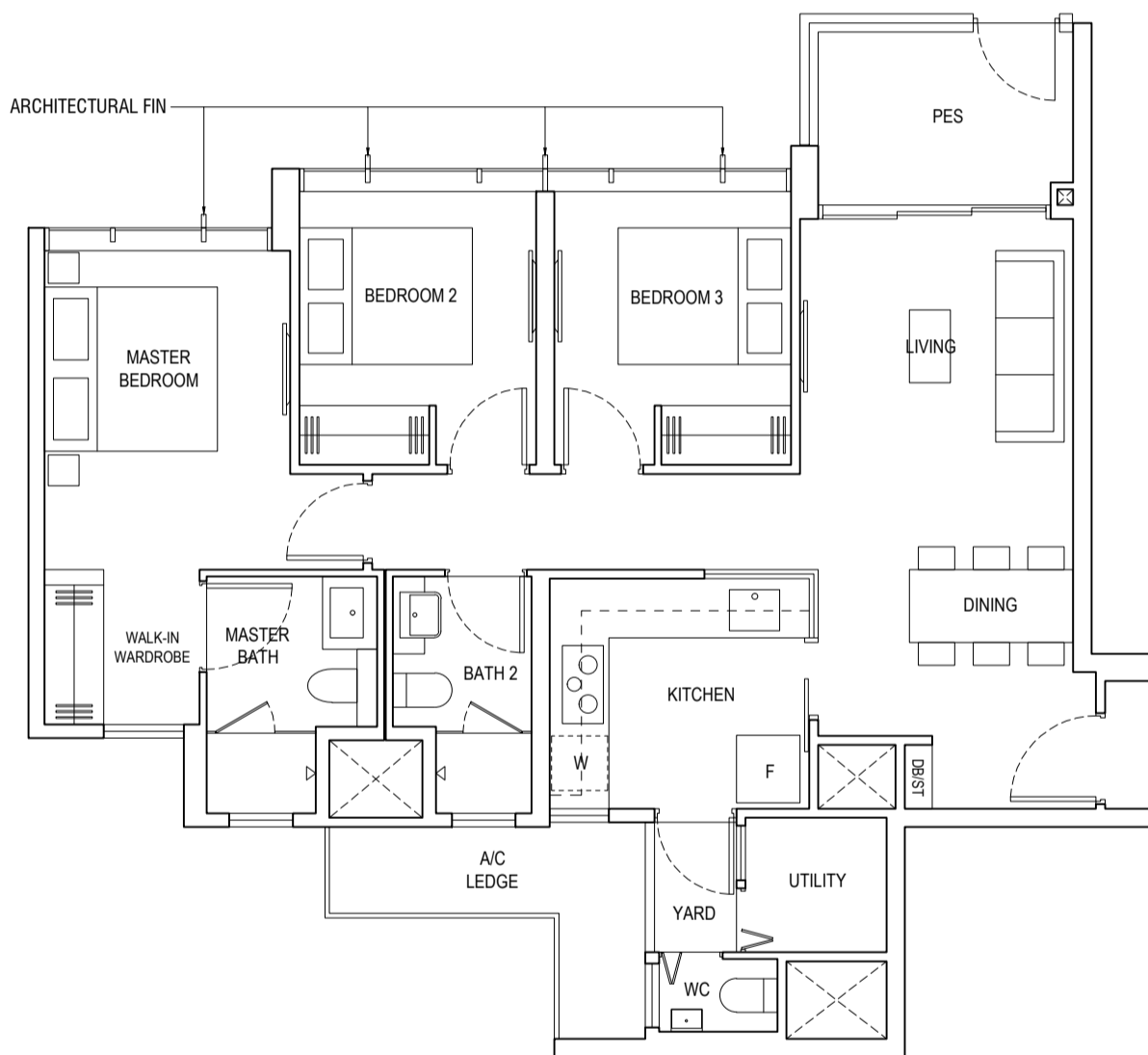


# 3-BEDROOM PREMIUM

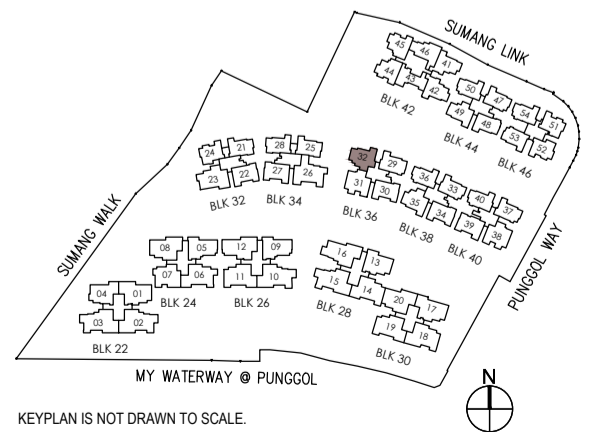
## Type A4a-P

94 sqm / 1012 sq ft

BLK 36  
#02-32



Area includes air-con (A/C) ledge, balcony and strata void where applicable. Some units are mirror images of the apartment plans shown in the brochure. Please refer to the key plan for orientation. The plans are subject to change as may be approved by relevant authorities. All floor plans are approximate measurements only and are subject to government re-survey. The balcony shall not be enclosed unless with the approved balcony screen. For an illustration of the approved balcony screen, please refer to the diagram annexed hereto as "Annexure A".



MY WATERWAY @ PUNGGOL  
KEYPLAN IS NOT DRAWN TO SCALE.

# Type A4a

94 sqm / 1012 sq ft

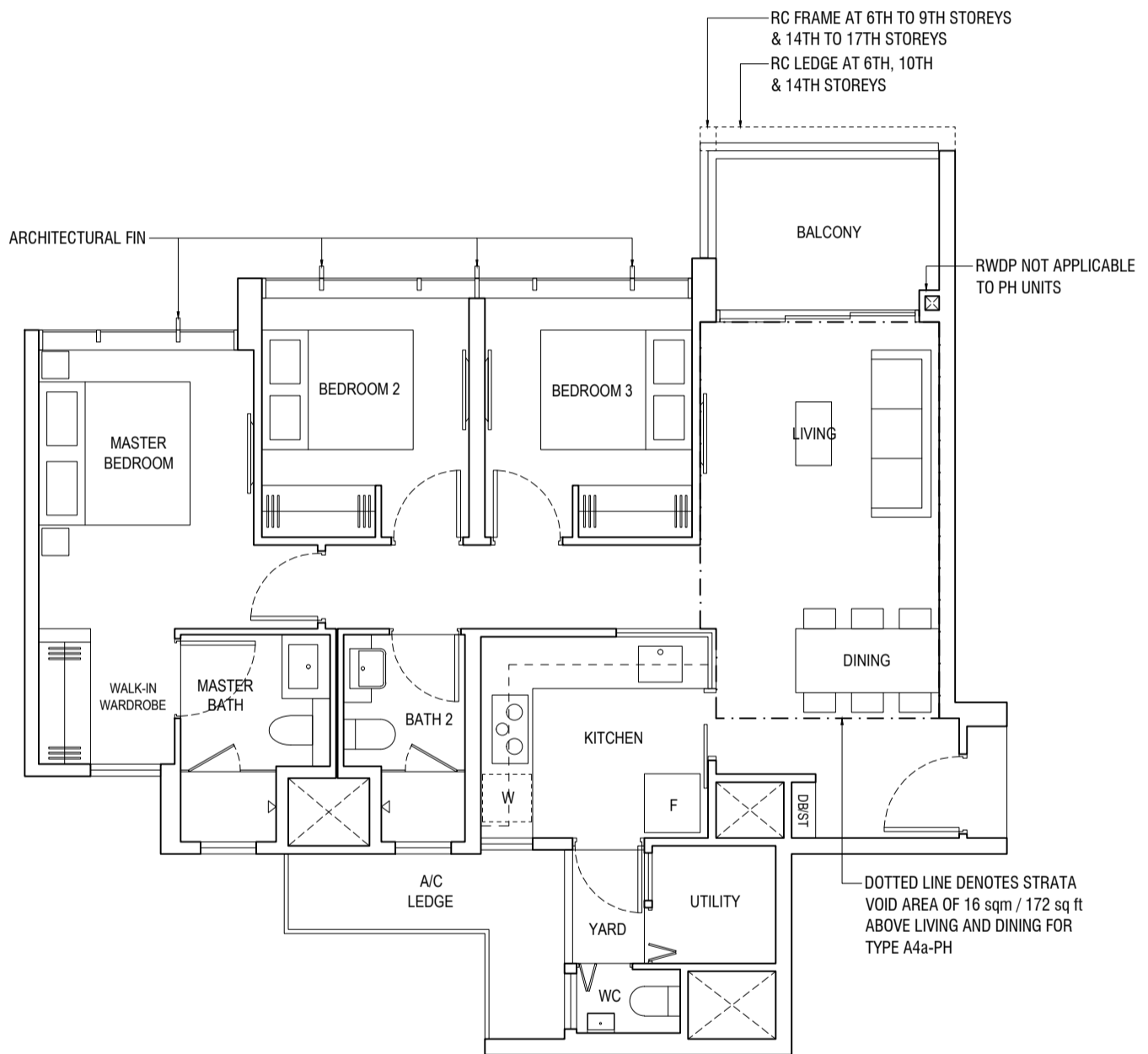
BLK 36  
#03-32 to #16-32

# Type A4a-PH

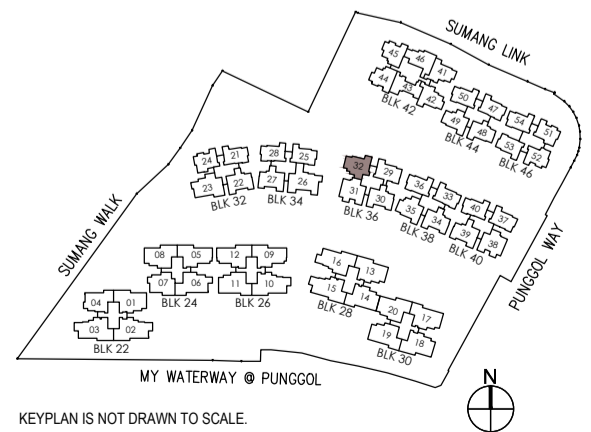
110 sqm / 1184 sq ft

INCLUDING STRATA VOID OF 16 sqm / 172 sq ft ABOVE LIVING & DINING. APPROXIMATE 4.5m FLOOR TO CEILING HEIGHT AT LIVING & DINING

BLK 36  
#17-32



Area includes air-con (A/C) ledge, balcony and strata void where applicable. Some units are mirror images of the apartment plans shown in the brochure. Please refer to the key plan for orientation. The plans are subject to change as may be approved by relevant authorities. All floor plans are approximate measurements only and are subject to government re-survey. The balcony shall not be enclosed unless with the approved balcony screen. For an illustration of the approved balcony screen, please refer to the diagram annexed hereto as "Annexure A".

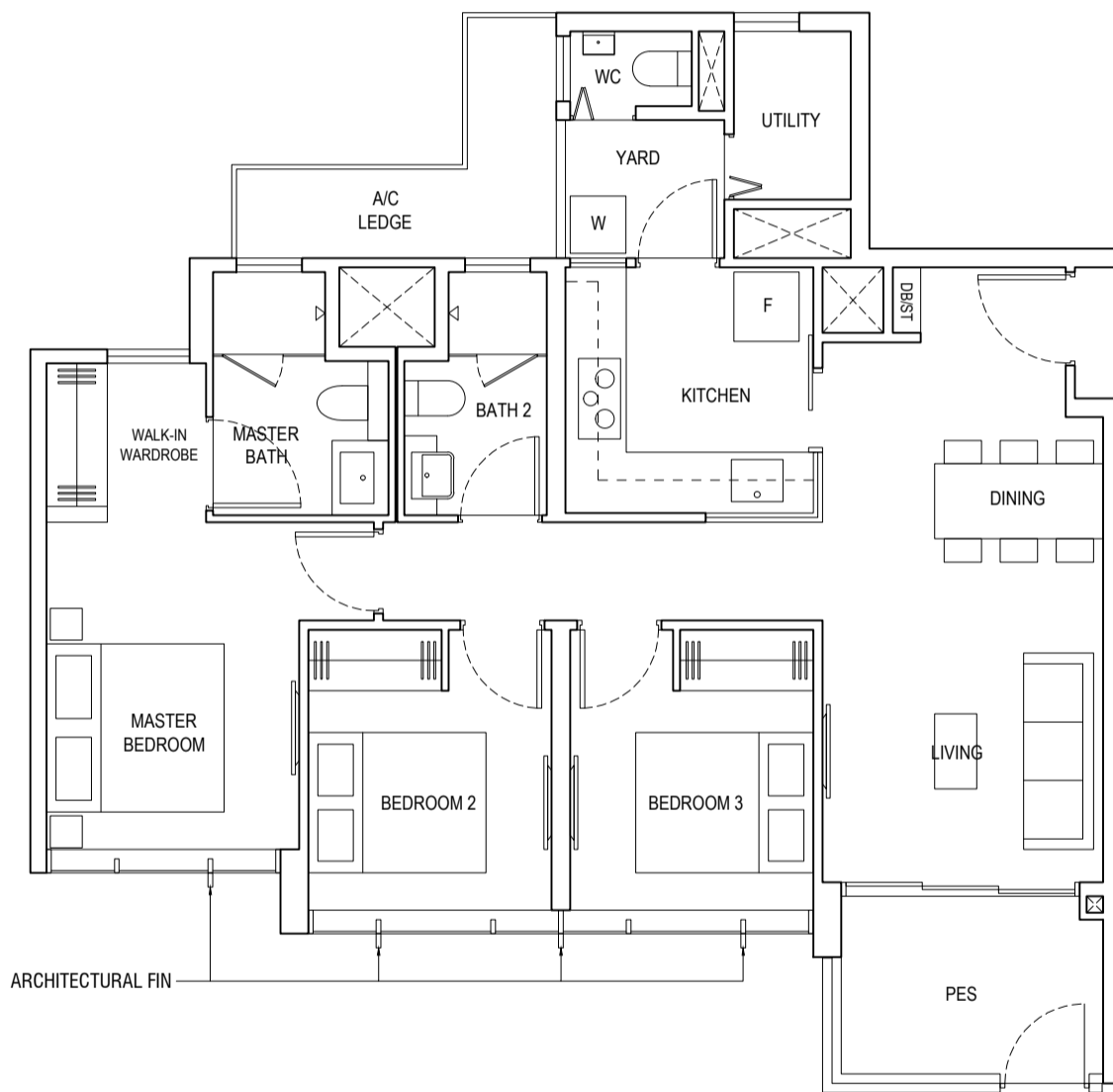


# 3-BEDROOM PREMIUM

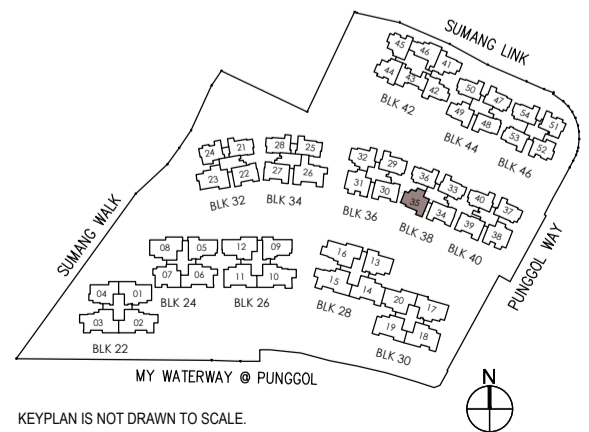
## Type A4b-P

95 sqm / 1023 sq ft

BLK 38  
#02-35



Area includes air-con (A/C) ledge, balcony and strata void where applicable. Some units are mirror images of the apartment plans shown in the brochure. Please refer to the key plan for orientation. The plans are subject to change as may be approved by relevant authorities. All floor plans are approximate measurements only and are subject to government re-survey. The balcony shall not be enclosed unless with the approved balcony screen. For an illustration of the approved balcony screen, please refer to the diagram annexed hereto as "Annexure A".



KEYPLAN IS NOT DRAWN TO SCALE.

# Type A4b

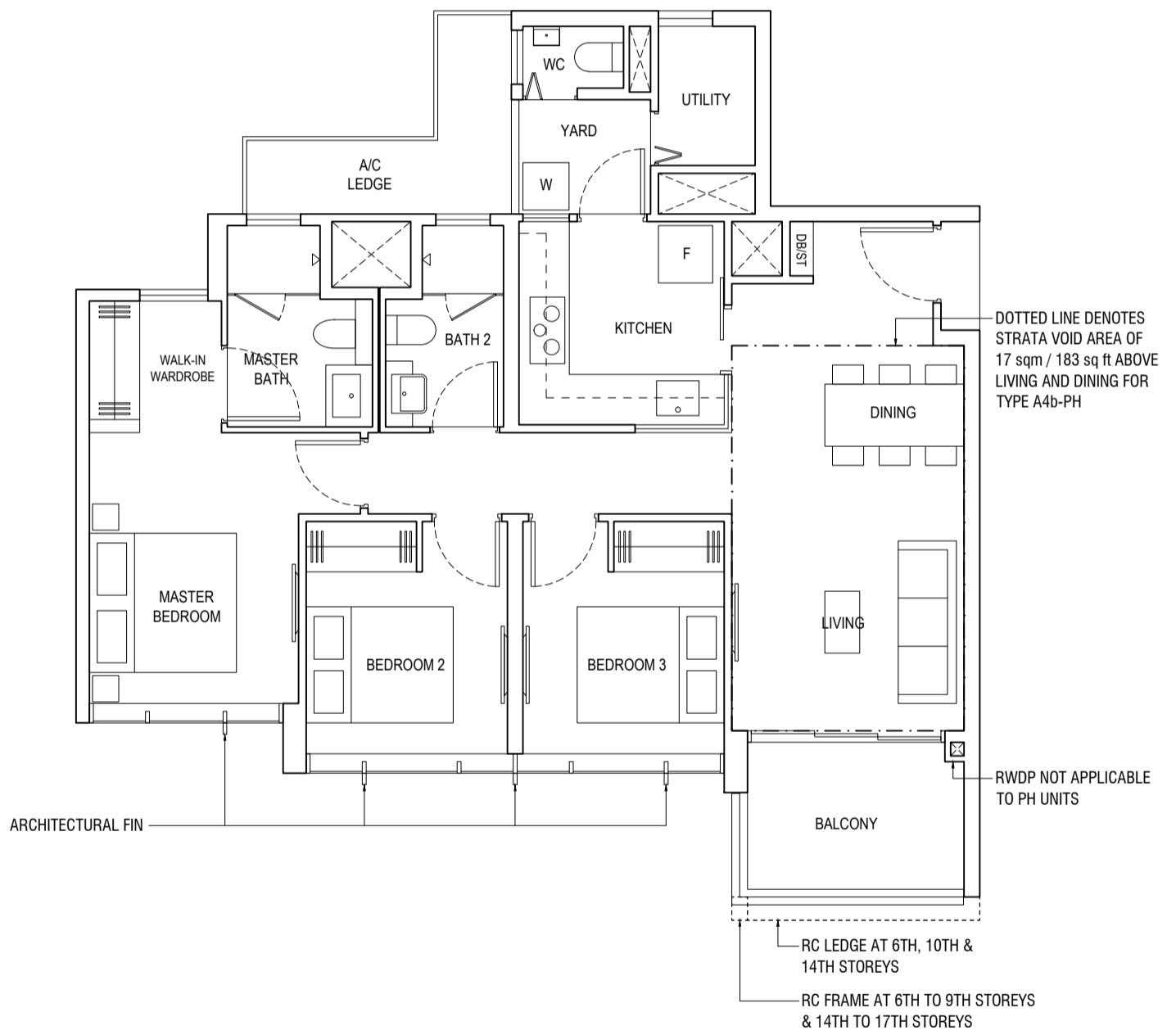
95 sqm / 1023 sq ft

BLK 38  
#03-35 to #16-35

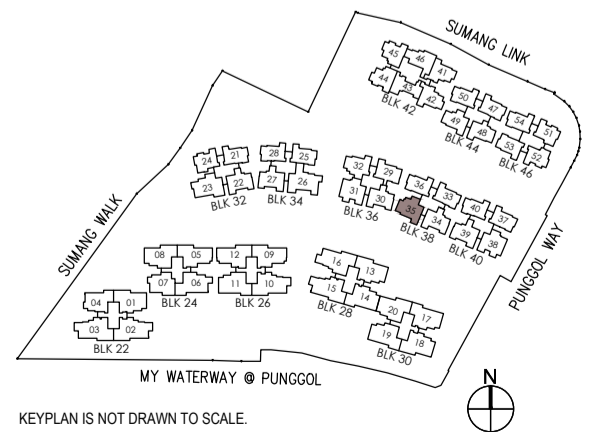
# Type A4b-PH

112 sqm / 1206 sq ft  
INCLUDING STRATA VOID OF 17 sqm / 183 sq ft  
ABOVE LIVING & DINING. APPROXIMATE 4.5m  
FLOOR TO CEILING HEIGHT AT LIVING & DINING

BLK 38  
#17-35



Area includes air-con (A/C) ledge, balcony and strata void where applicable. Some units are mirror images of the apartment plans shown in the brochure. Please refer to the key plan for orientation. The plans are subject to change as may be approved by relevant authorities. All floor plans are approximate measurements only and are subject to government re-survey. The balcony shall not be enclosed unless with the approved balcony screen. For an illustration of the approved balcony screen, please refer to the diagram annexed hereto as "Annexure A".



KEYPLAN IS NOT DRAWN TO SCALE.

# 3-BEDROOM PREMIUM

# 3-BEDROOM PREMIUM PENTHOUSE

## Type A4c

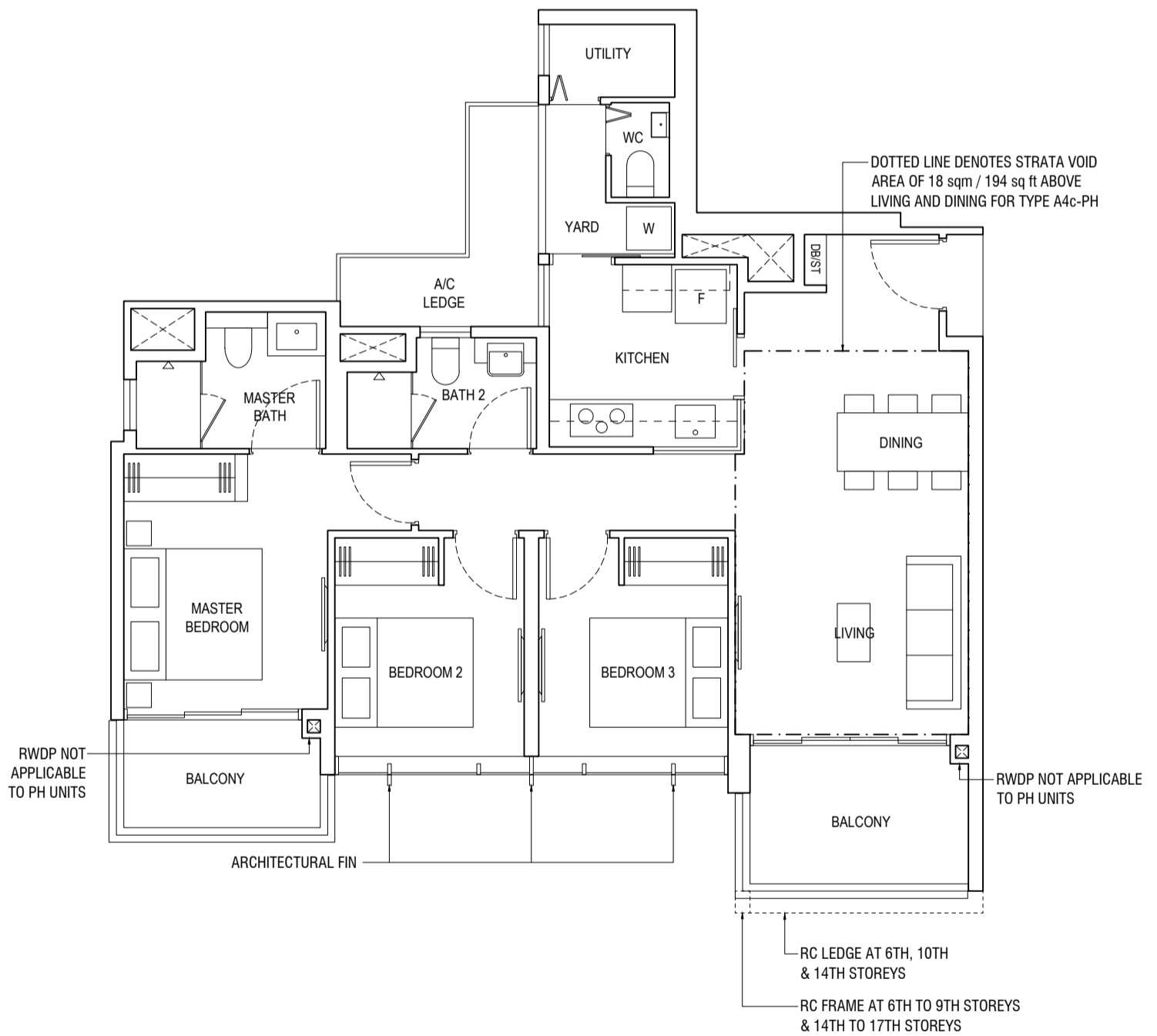
98 sqm / 1055 sq ft

BLK 40  
#03-39 to #16-39

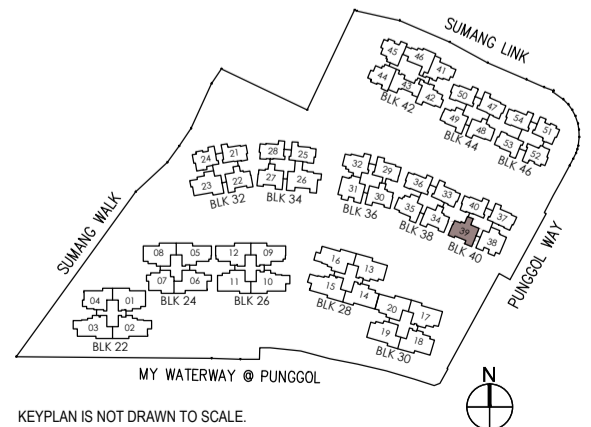
## Type A4c-PH

116 sqm / 1249 sq ft  
INCLUDING STRATA VOID OF 18 sqm / 194 sq ft  
ABOVE LIVING & DINING. APPROXIMATE 4.5m  
FLOOR TO CEILING HEIGHT AT LIVING & DINING

BLK 40  
#17-39



Area includes air-con (A/C) ledge, balcony and strata void where applicable. Some units are mirror images of the apartment plans shown in the brochure. Please refer to the key plan for orientation. The plans are subject to change as may be approved by relevant authorities. All floor plans are approximate measurements only and are subject to government re-survey. The balcony shall not be enclosed unless with the approved balcony screen. For an illustration of the approved balcony screen, please refer to the diagram annexed hereto as "Annexure A".



MY WATERWAY @ PUNGGOL  
KEYPLAN IS NOT DRAWN TO SCALE.

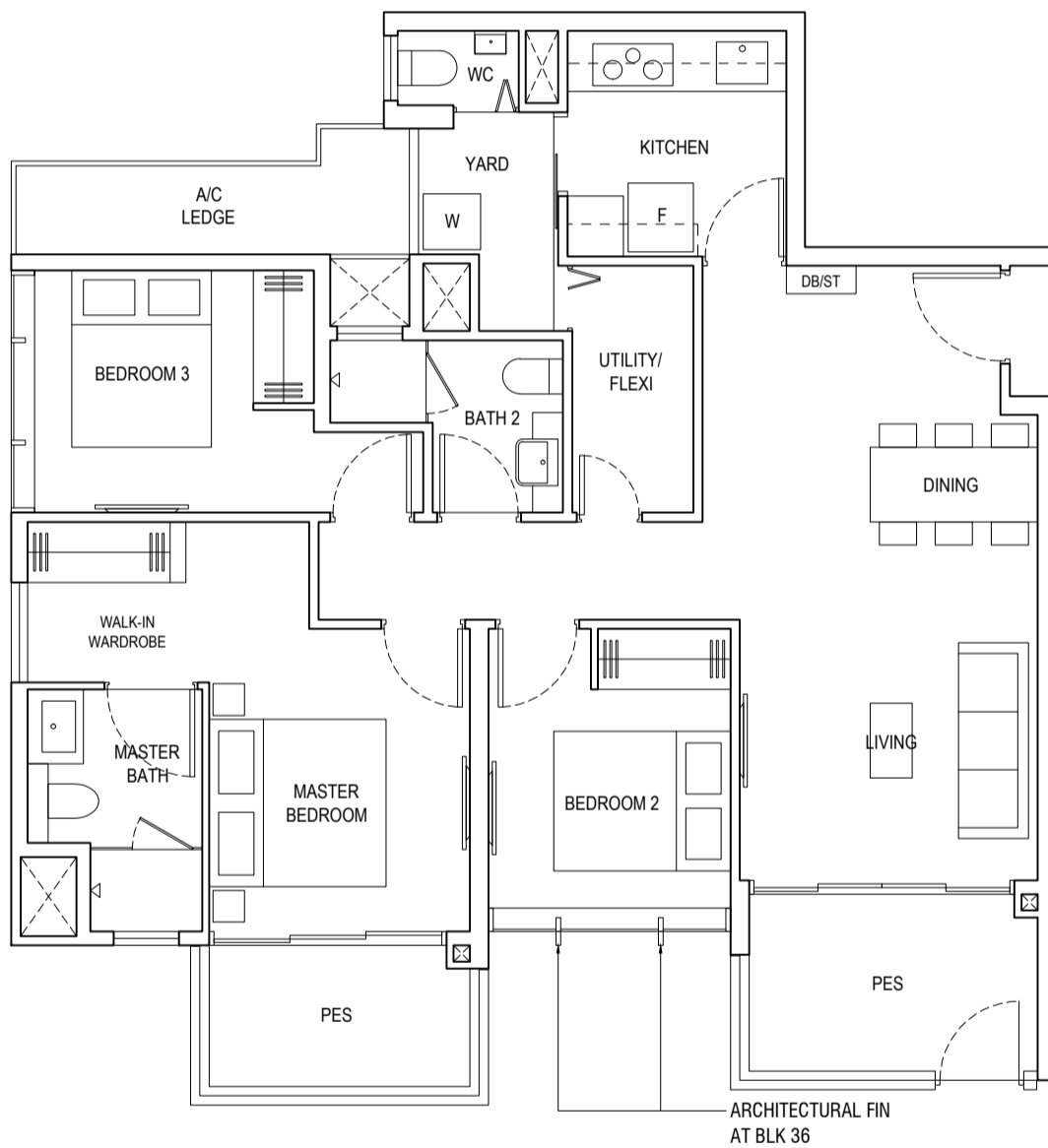
# 3-BEDROOM PREMIUM

## Type A4d-P

105 sqm / 1130 sq ft

BLK 36  
#02-31

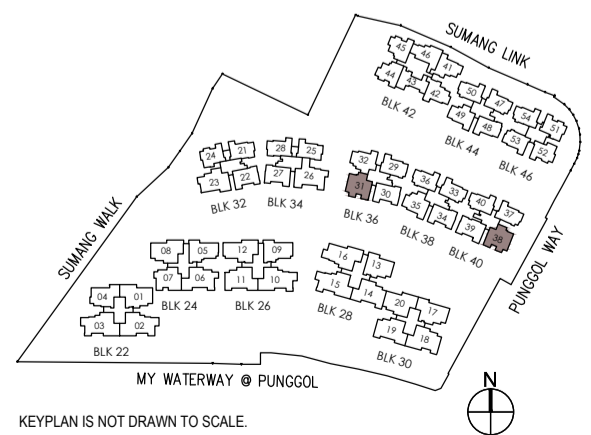
BLK 40  
#02-38\*



\*Mirror Image



Area includes air-con (A/C) ledge, balcony and strata void where applicable. Some units are mirror images of the apartment plans shown in the brochure. Please refer to the key plan for orientation. The plans are subject to change as may be approved by relevant authorities. All floor plans are approximate measurements only and are subject to government re-survey. The balcony shall not be enclosed unless with the approved balcony screen. For an illustration of the approved balcony screen, please refer to the diagram annexed hereto as "Annexure A".



MY WATERWAY @ PUNGGOL  
KEYPLAN IS NOT DRAWN TO SCALE.

# Type A4d

105 sqm / 1130 sq ft

BLK 36  
#03-31 to #16-31

BLK 40  
#03-38\* to #16-38\*

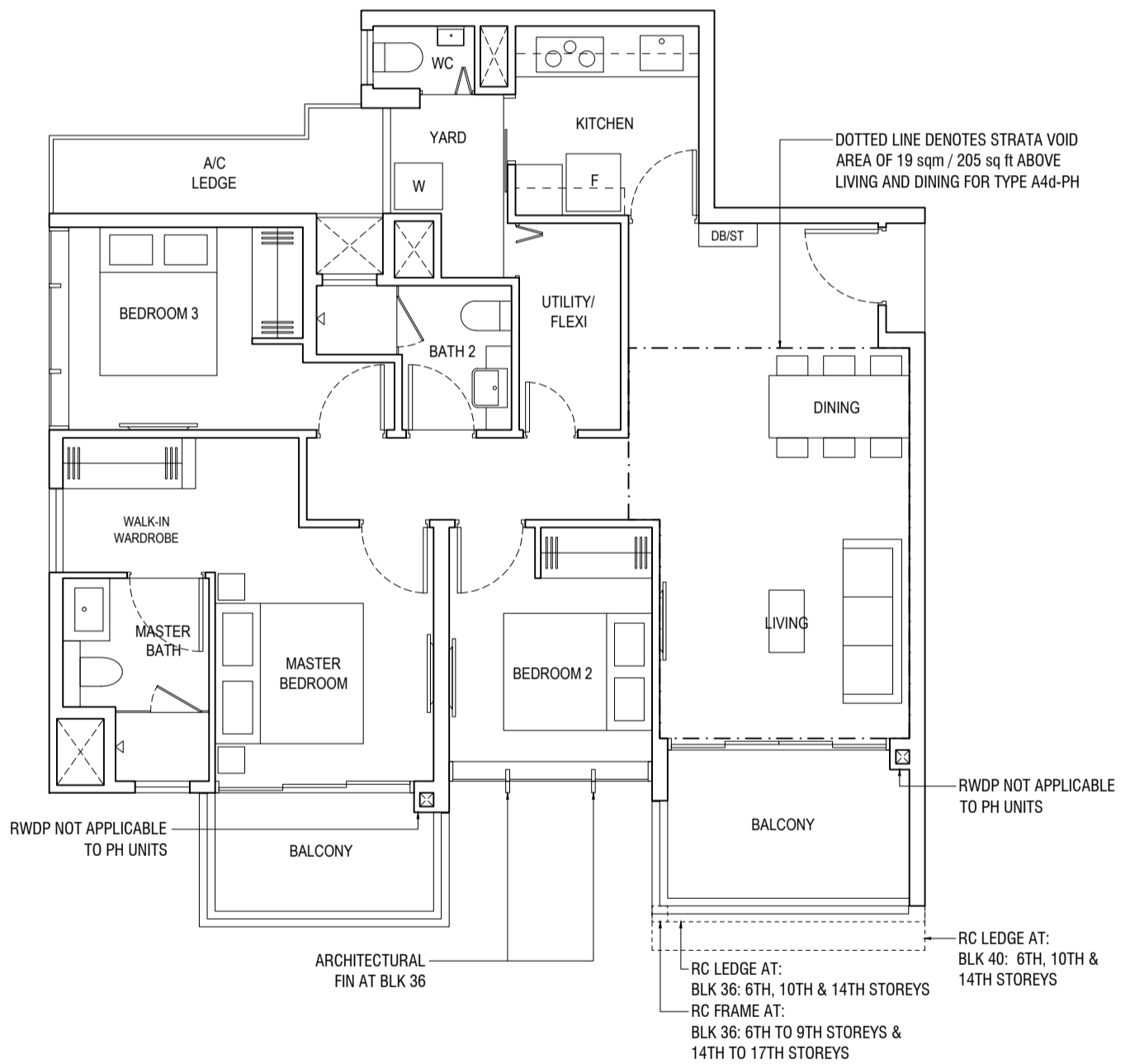
# Type A4d-PH

124 sqm / 1335 sq ft

INCLUDING STRATA VOID OF 19 sqm / 205 sq ft ABOVE LIVING & DINING. APPROXIMATE 4.5m FLOOR TO CEILING HEIGHT AT LIVING & DINING

BLK 36  
#17-31

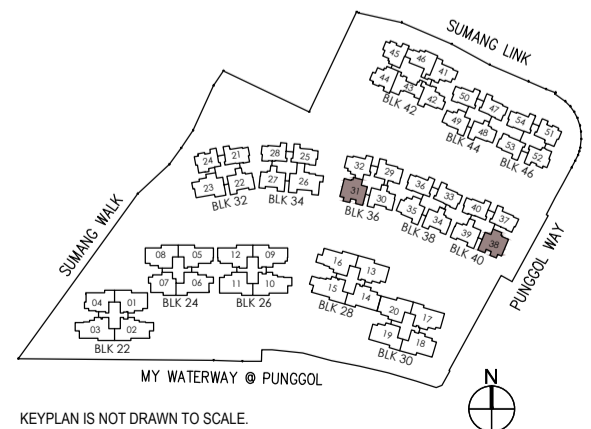
BLK 40  
#17-38\*



\*Mirror Image



Area includes air-con (A/C) ledge, balcony and strata void where applicable. Some units are mirror images of the apartment plans shown in the brochure. Please refer to the key plan for orientation. The plans are subject to change as may be approved by relevant authorities. All floor plans are approximate measurements only and are subject to government re-survey. The balcony shall not be enclosed unless with the approved balcony screen. For an illustration of the approved balcony screen, please refer to the diagram annexed hereto as "Annexure A".



MY WATERWAY @ PUNGGOL  
KEYPLAN IS NOT DRAWN TO SCALE.

# 3-BEDROOM PREMIUM

# 3-BEDROOM PREMIUM PENTHOUSE

## Type A4e

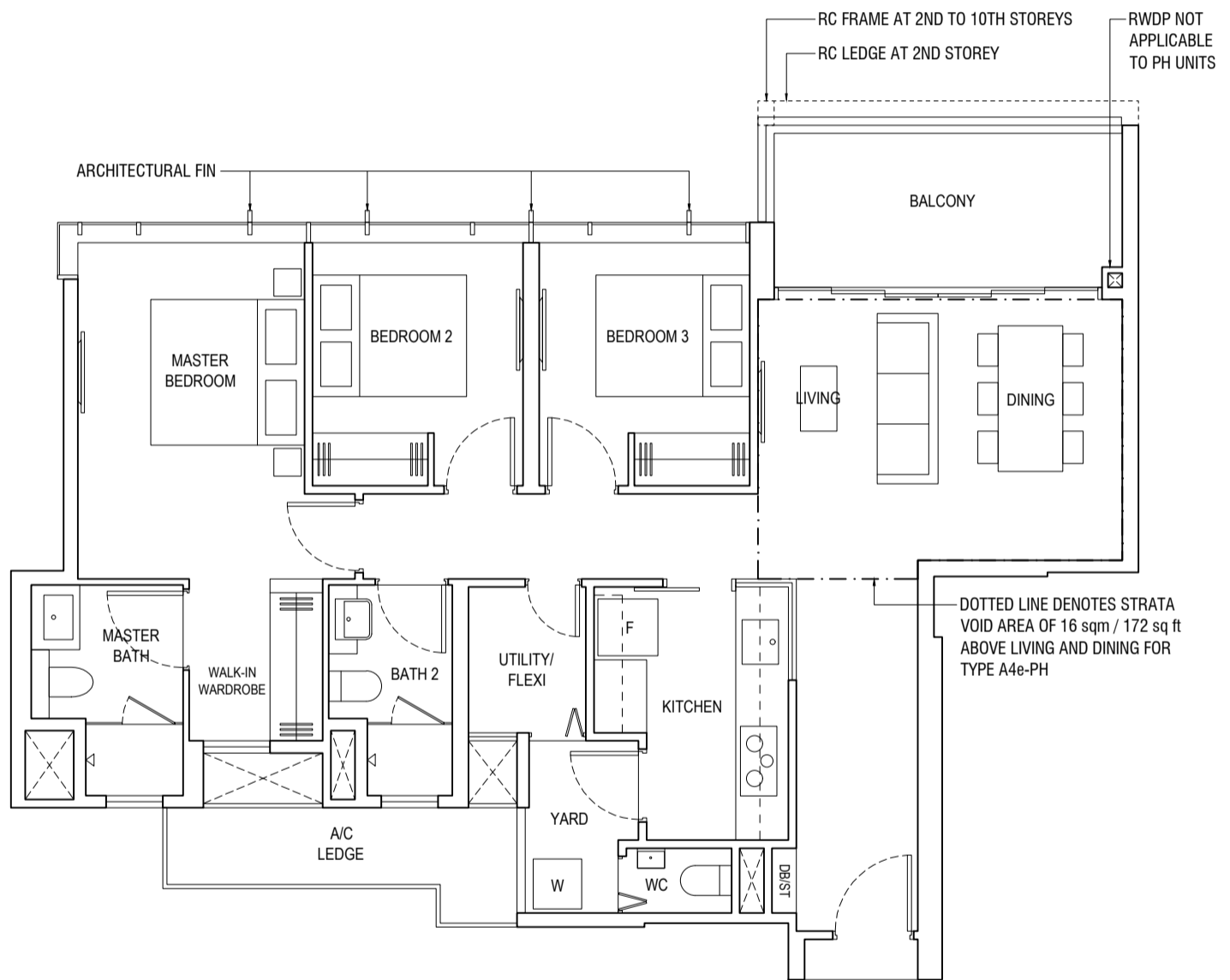
105 sqm / 1130 sq ft

BLK 22  
#02-04 to #09-04

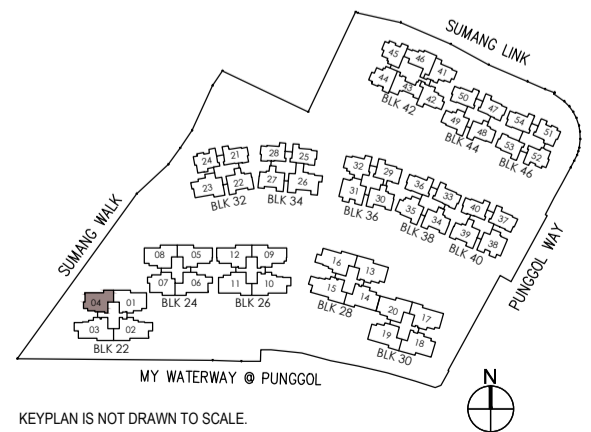
## Type A4e-PH

121 sqm / 1302 sq ft  
INCLUDING STRATA VOID OF 16 sqm / 172 sq ft  
ABOVE LIVING & DINING. APPROXIMATE 4.5m  
FLOOR TO CEILING HEIGHT AT LIVING & DINING

BLK 22  
#10-04



Area includes air-con (A/C) ledge, balcony and strata void where applicable. Some units are mirror images of the apartment plans shown in the brochure. Please refer to the key plan for orientation. The plans are subject to change as may be approved by relevant authorities. All floor plans are approximate measurements only and are subject to government re-survey. The balcony shall not be enclosed unless with the approved balcony screen. For an illustration of the approved balcony screen, please refer to the diagram annexed hereto as "Annexure A".



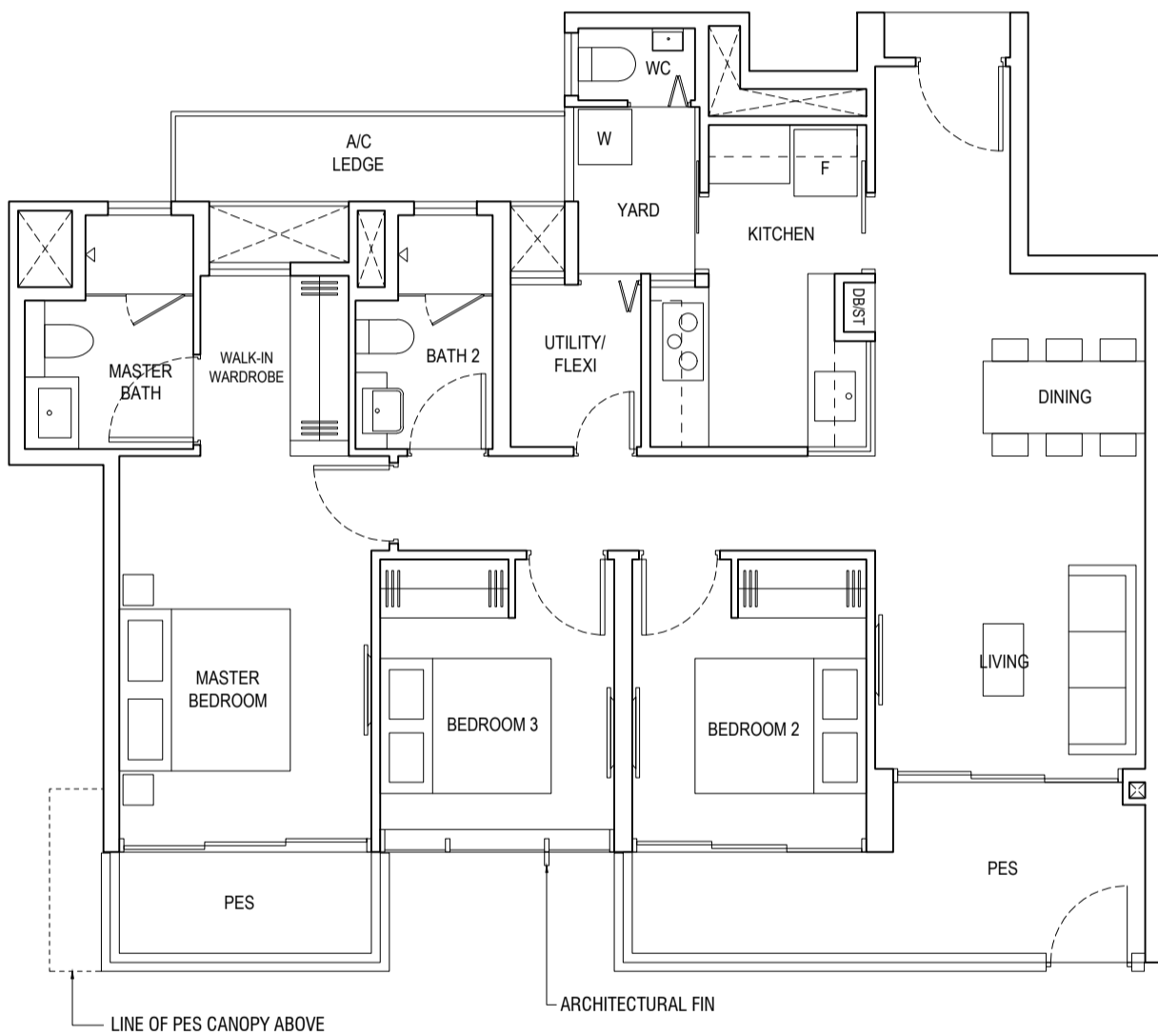


# 3-BEDROOM PREMIUM

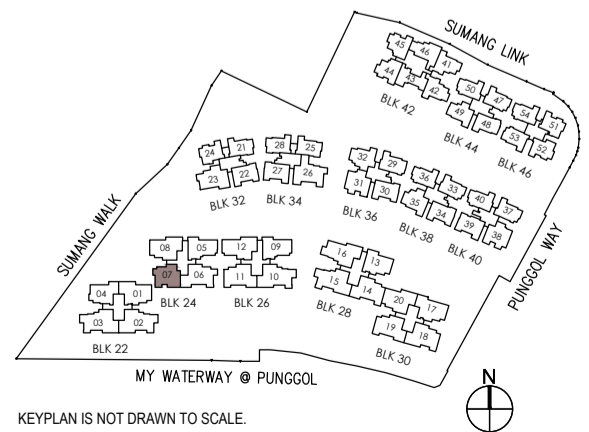
## Type A4f-P

107 sqm / 1152 sq ft

BLK 24  
#01-07



Area includes air-con (A/C) ledge, balcony and strata void where applicable. Some units are mirror images of the apartment plans shown in the brochure. Please refer to the key plan for orientation. The plans are subject to change as may be approved by relevant authorities. All floor plans are approximate measurements only and are subject to government re-survey. The balcony shall not be enclosed unless with the approved balcony screen. For an illustration of the approved balcony screen, please refer to the diagram annexed hereto as "Annexure A".



MY WATERWAY @ PUNGGOL  
KEYPLAN IS NOT DRAWN TO SCALE.

# 3-BEDROOM PREMIUM

# 3-BEDROOM PREMIUM PENTHOUSE

## Type A4f

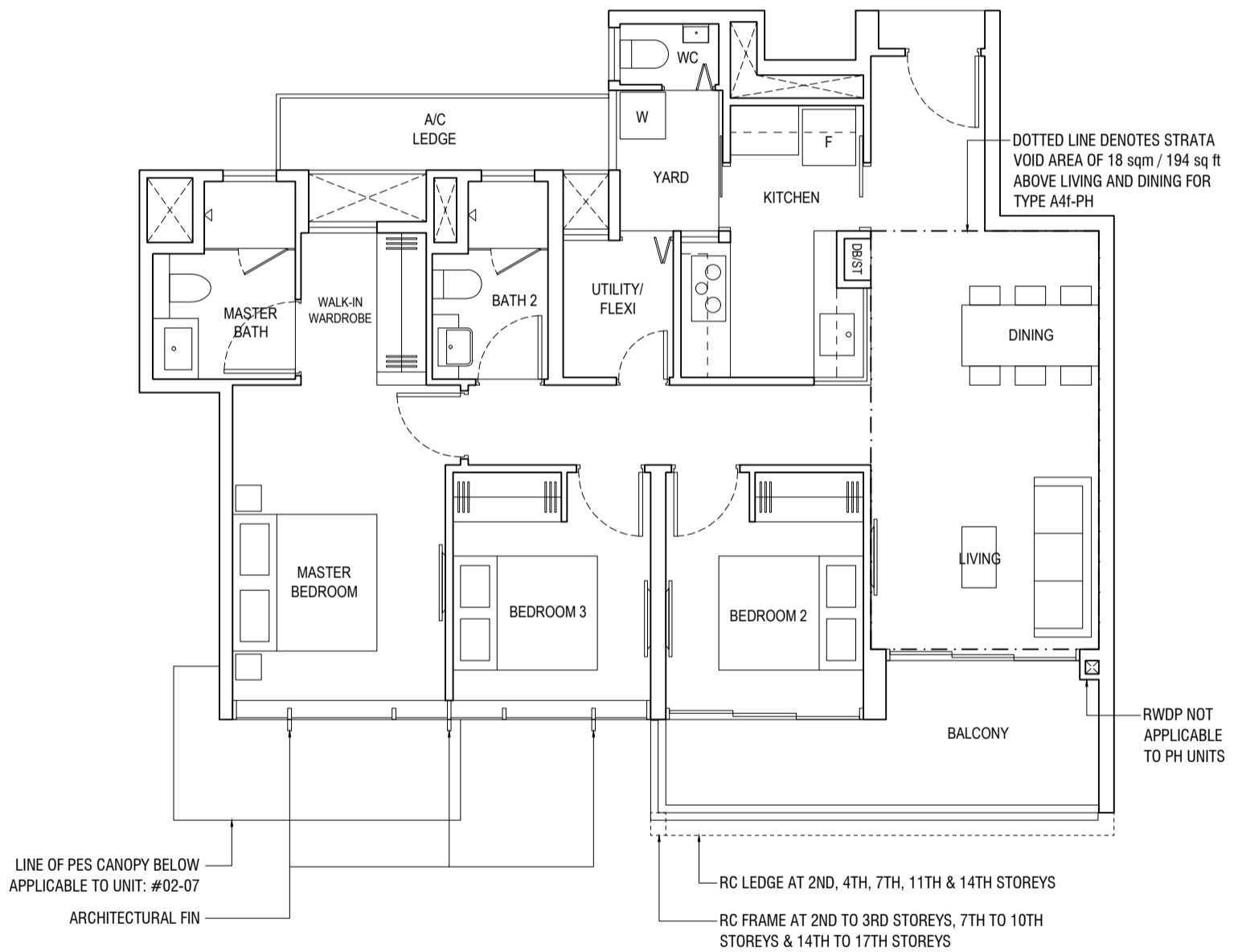
103 sqm / 1109 sq ft

BLK 24  
#02-07 to #16-07

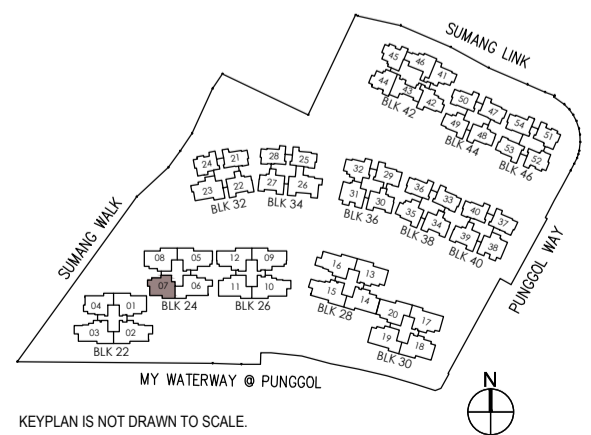
## Type A4f-PH

121 sqm / 1302 sq ft  
INCLUDING STRATA VOID OF 18 sqm / 194 sq ft  
ABOVE LIVING & DINING. APPROXIMATE 4.5m  
FLOOR TO CEILING HEIGHT AT LIVING & DINING

BLK 24  
#17-07



Area includes air-con (A/C) ledge, balcony and strata void where applicable. Some units are mirror images of the apartment plans shown in the brochure. Please refer to the key plan for orientation. The plans are subject to change as may be approved by relevant authorities. All floor plans are approximate measurements only and are subject to government re-survey. The balcony shall not be enclosed unless with the approved balcony screen. For an illustration of the approved balcony screen, please refer to the diagram annexed hereto as "Annexure A".



MY WATERWAY @ PUNGGOL  
KEYPLAN IS NOT DRAWN TO SCALE.

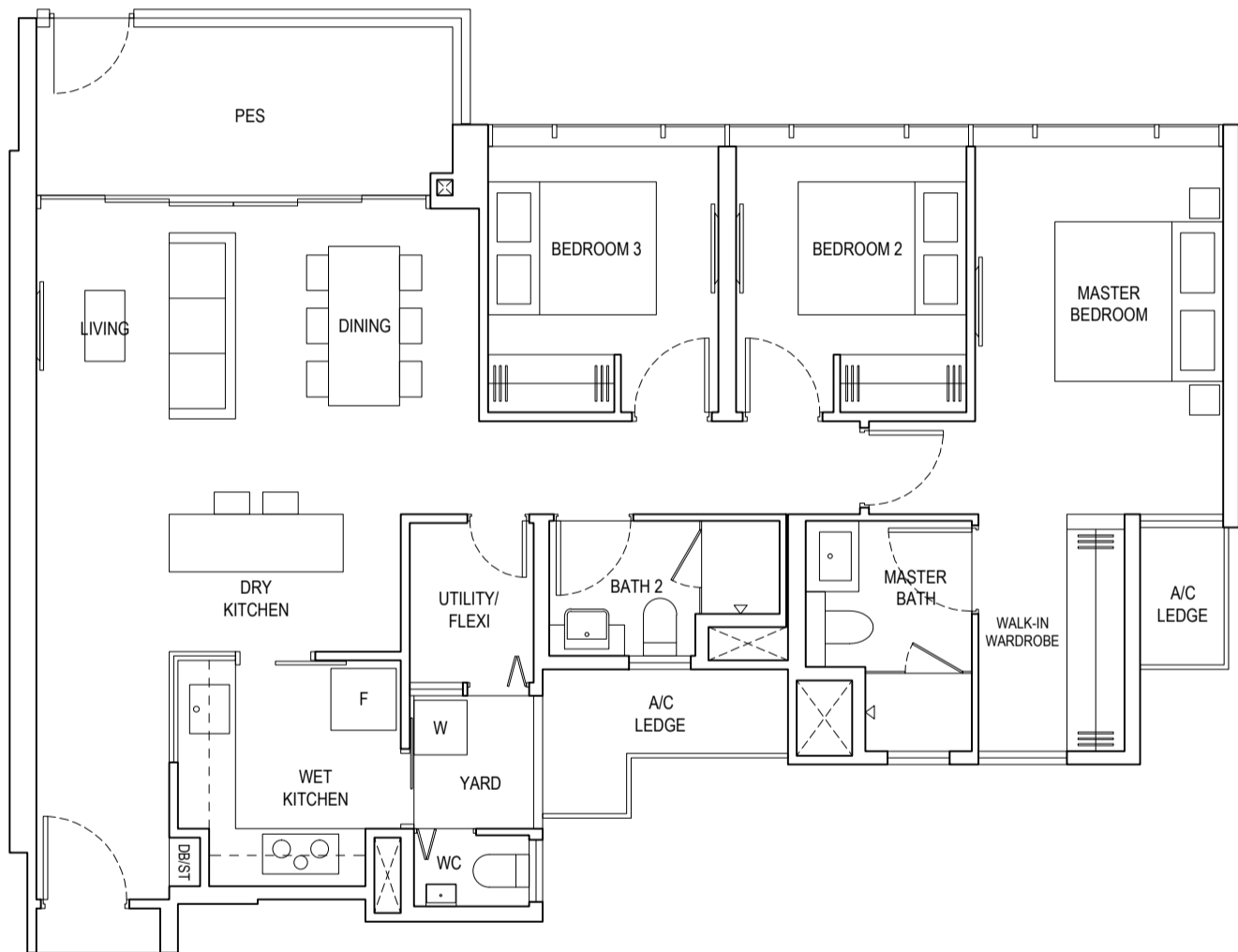
# 3-BEDROOM PREMIUM

## Type A4g-P

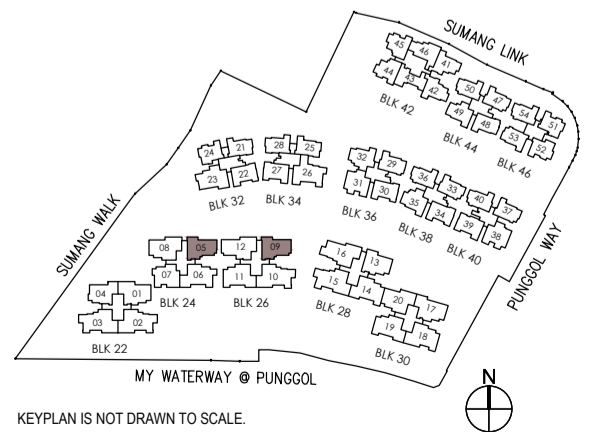
112 sqm / 1206 sq ft

BLK 24  
#02-05

BLK 26  
#02-09



Area includes air-con (A/C) ledge, balcony and strata void where applicable. Some units are mirror images of the apartment plans shown in the brochure. Please refer to the key plan for orientation. The plans are subject to change as may be approved by relevant authorities. All floor plans are approximate measurements only and are subject to government re-survey. The balcony shall not be enclosed unless with the approved balcony screen. For an illustration of the approved balcony screen, please refer to the diagram annexed hereto as "Annexure A".



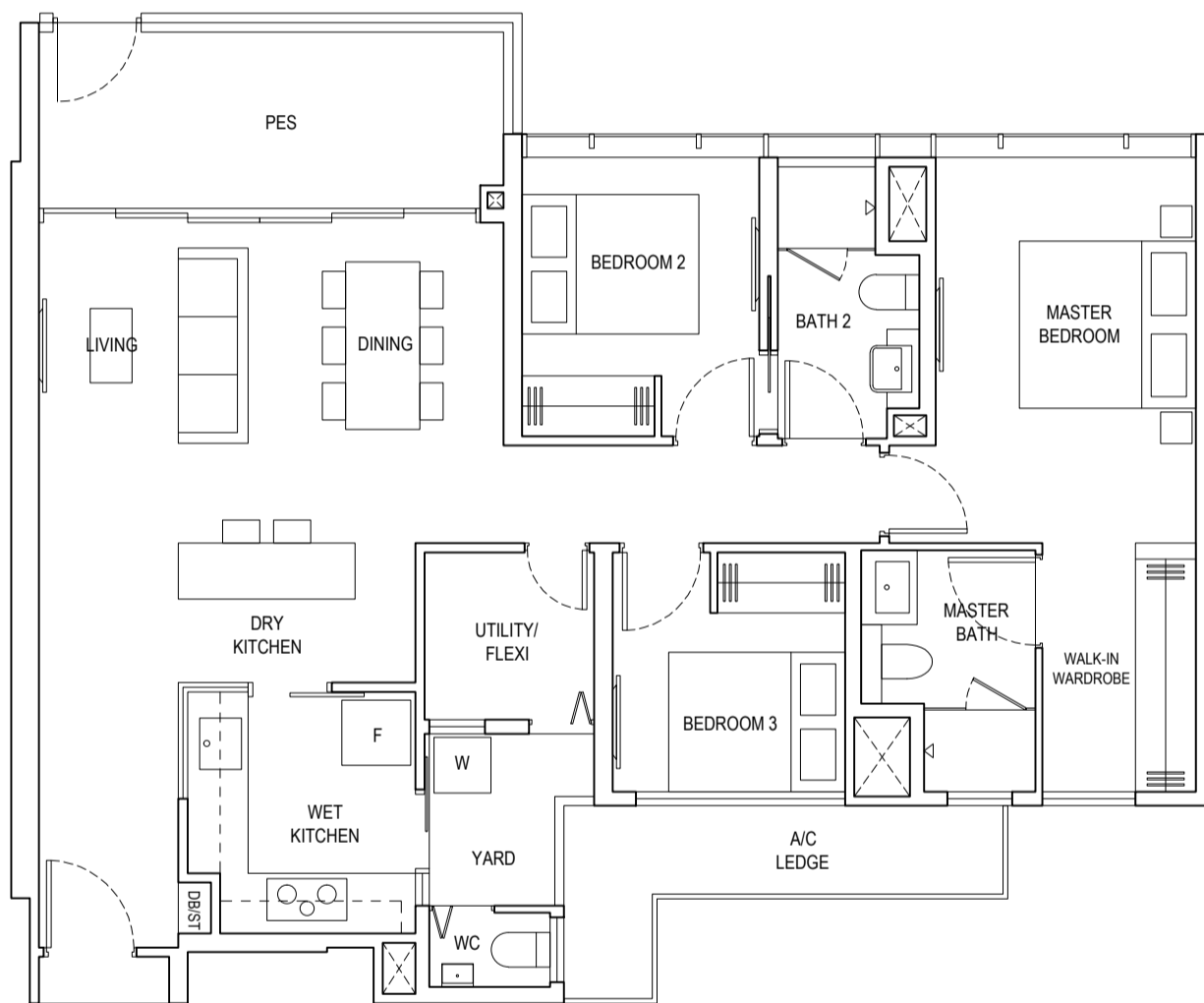
MY WATERWAY @ PUNGGOL  
KEYPLAN IS NOT DRAWN TO SCALE.

# 3-BEDROOM PREMIUM

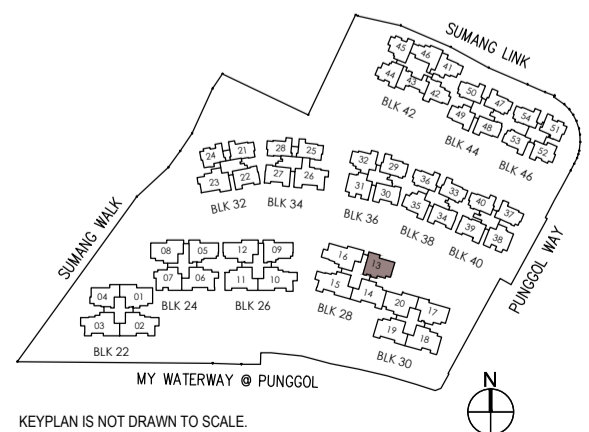
## Type A4h-P

113 sqm / 1216 sq ft

BLK 28  
#02-13



Area includes air-con (A/C) ledge, balcony and strata void where applicable. Some units are mirror images of the apartment plans shown in the brochure. Please refer to the key plan for orientation. The plans are subject to change as may be approved by relevant authorities. All floor plans are approximate measurements only and are subject to government re-survey. The balcony shall not be enclosed unless with the approved balcony screen. For an illustration of the approved balcony screen, please refer to the diagram annexed hereto as "Annexure A".



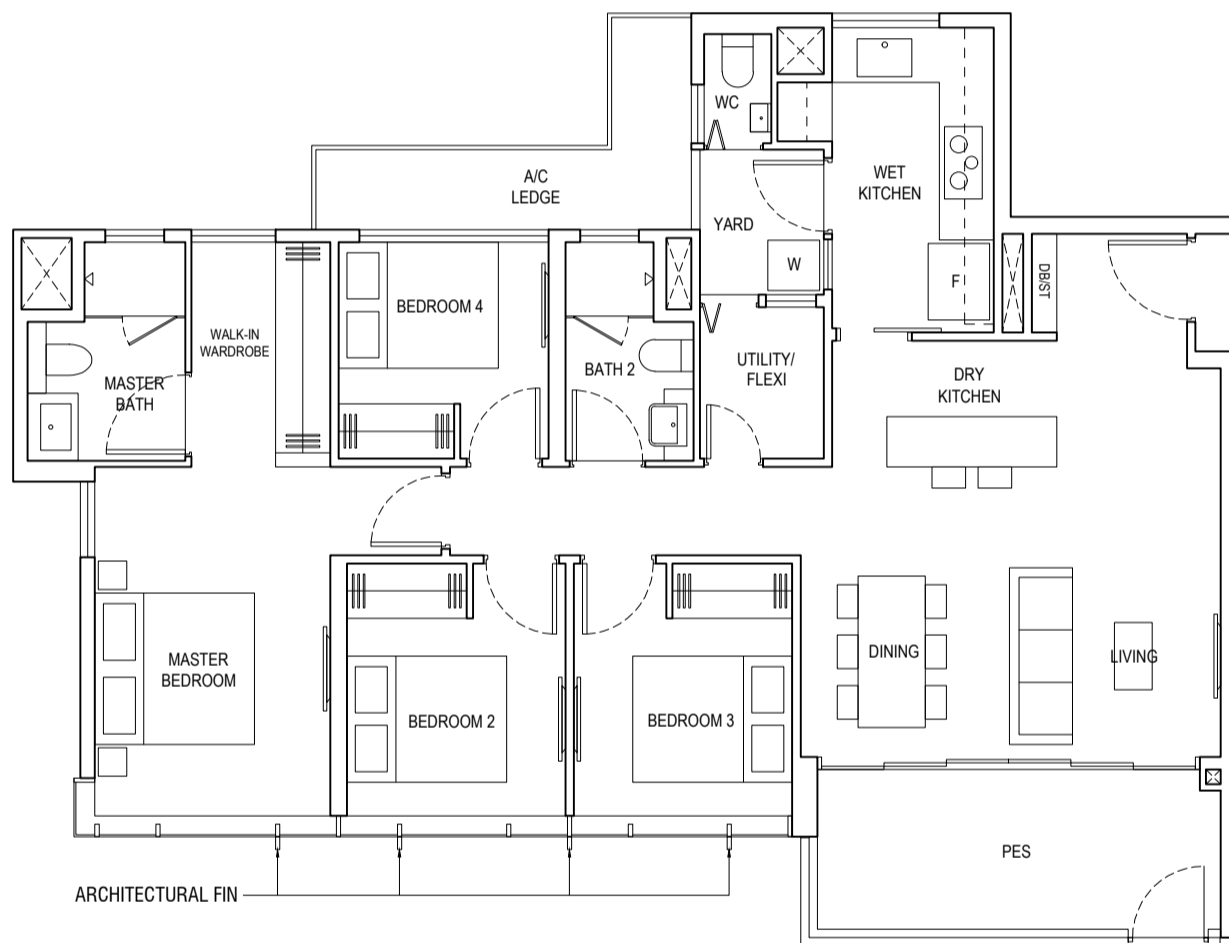
MY WATERWAY @ PUNGGOL  
KEYPLAN IS NOT DRAWN TO SCALE.

# 4-BEDROOM PREMIUM

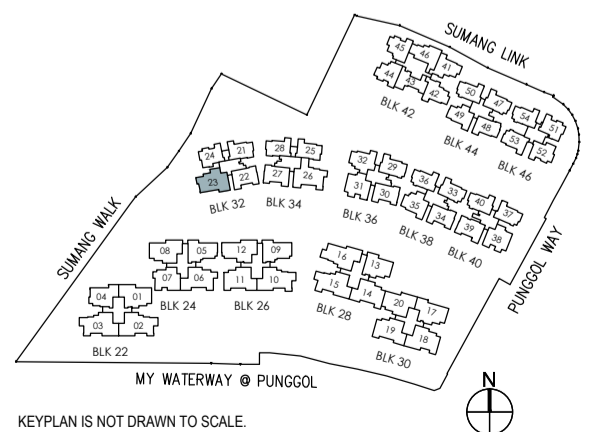
## Type B1-P

121 sqm / 1302 sq ft

BLK 32  
#02-23



Area includes air-con (A/C) ledge, balcony and strata void where applicable. Some units are mirror images of the apartment plans shown in the brochure. Please refer to the key plan for orientation. The plans are subject to change as may be approved by relevant authorities. All floor plans are approximate measurements only and are subject to government re-survey. The balcony shall not be enclosed unless with the approved balcony screen. For an illustration of the approved balcony screen, please refer to the diagram annexed hereto as "Annexure A".



KEYPLAN IS NOT DRAWN TO SCALE.

# Type B1

121 sqm / 1302 sq ft

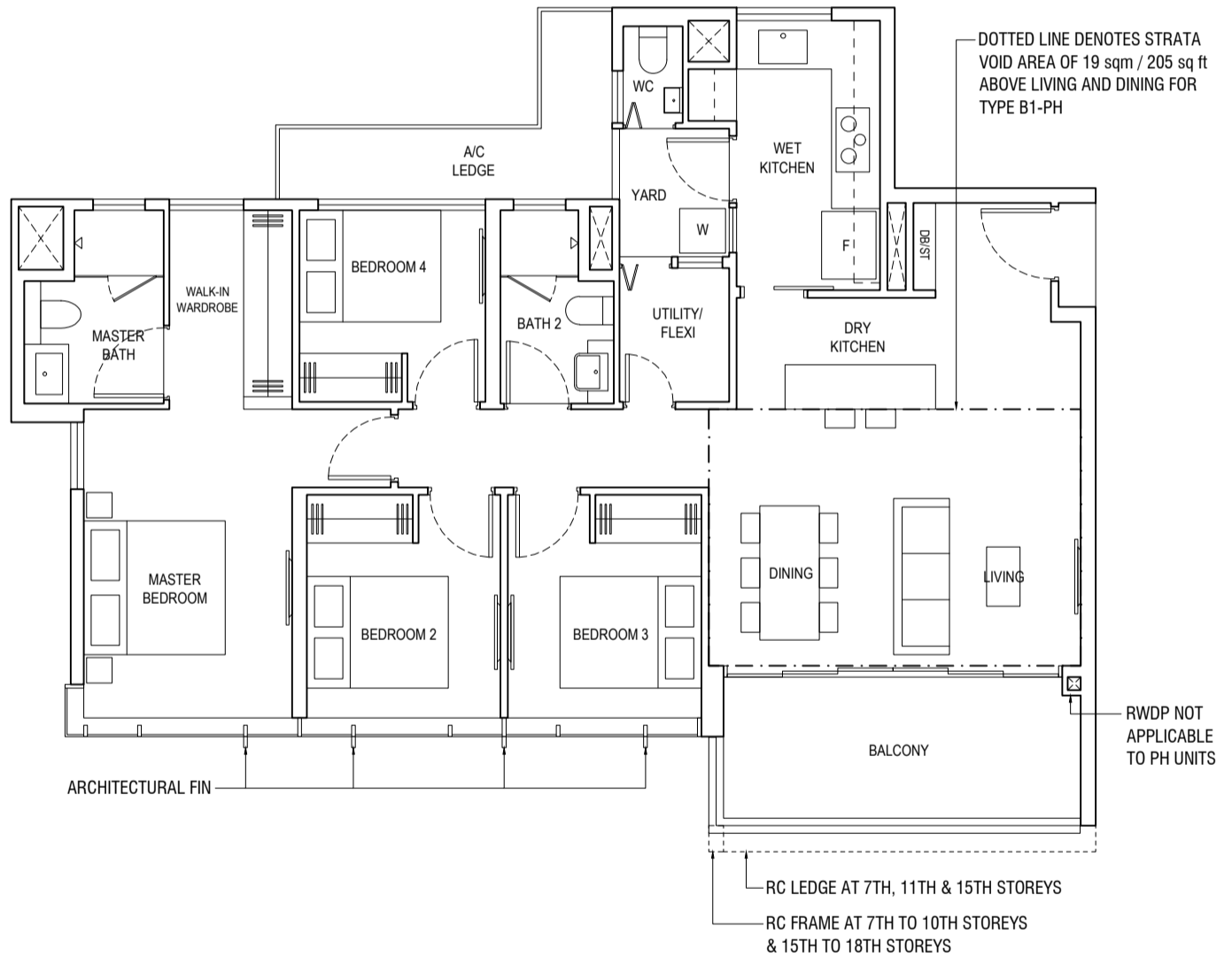
BLK 32  
#03-23 to #17-23

# Type B1-PH

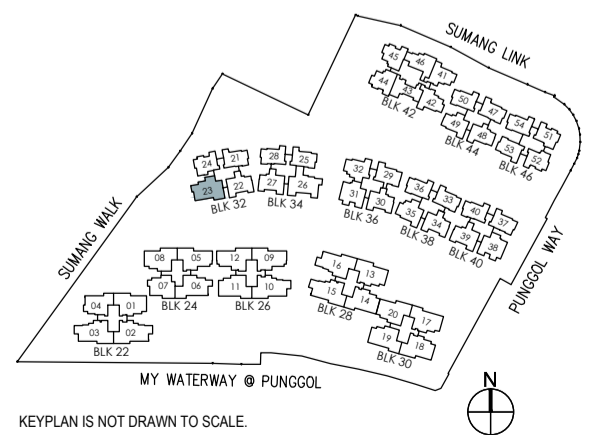
140 sqm / 1507 sq ft

INCLUDING STRATA VOID OF 19 sqm / 205 sq ft ABOVE LIVING & DINING. APPROXIMATE 4.5m FLOOR TO CEILING HEIGHT AT LIVING & DINING

BLK 32  
#18-23



Area includes air-con (A/C) ledge, balcony and strata void where applicable. Some units are mirror images of the apartment plans shown in the brochure. Please refer to the key plan for orientation. The plans are subject to change as may be approved by relevant authorities. All floor plans are approximate measurements only and are subject to government re-survey. The balcony shall not be enclosed unless with the approved balcony screen. For an illustration of the approved balcony screen, please refer to the diagram annexed hereto as "Annexure A".

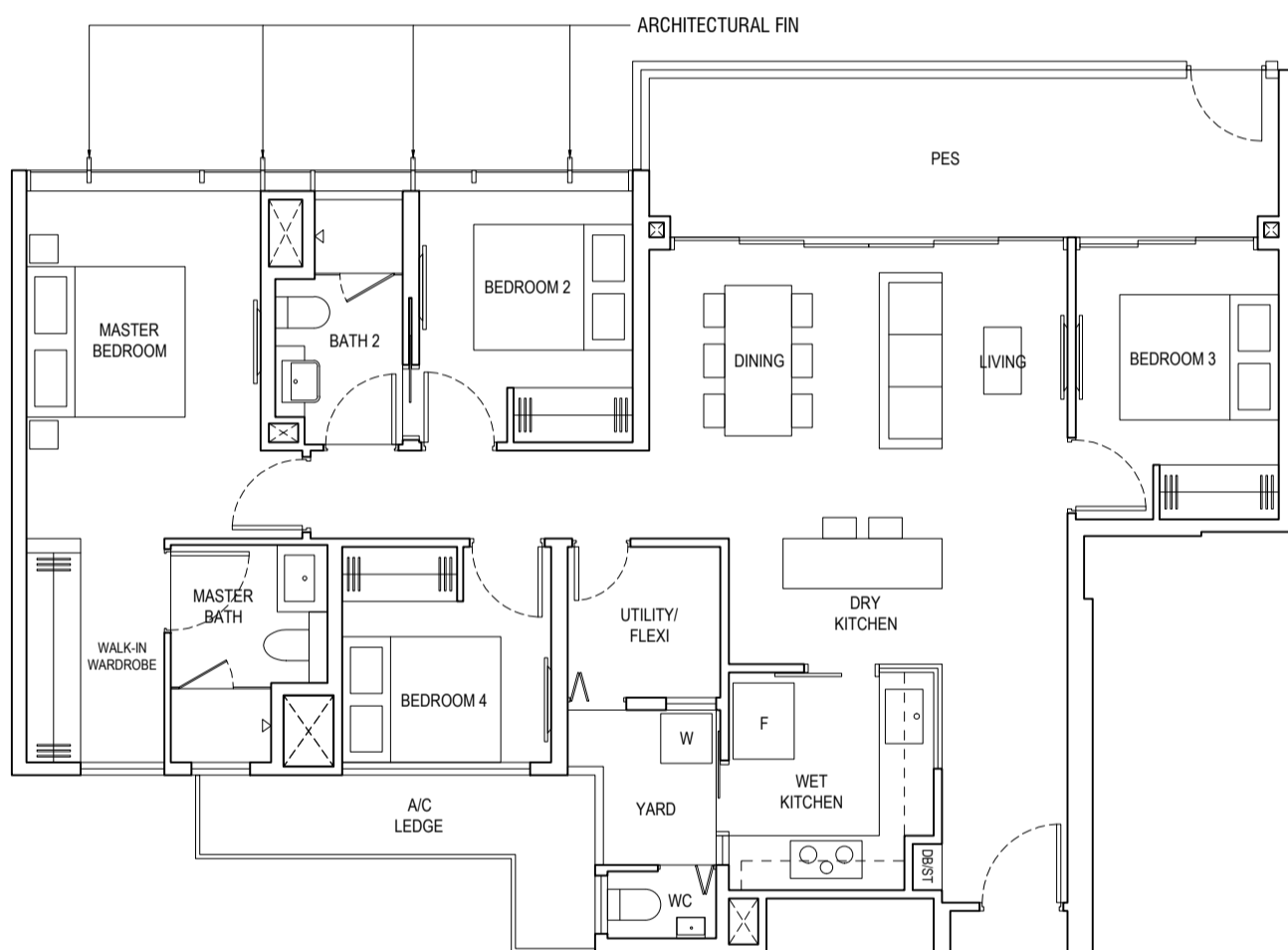


# 4-BEDROOM PREMIUM

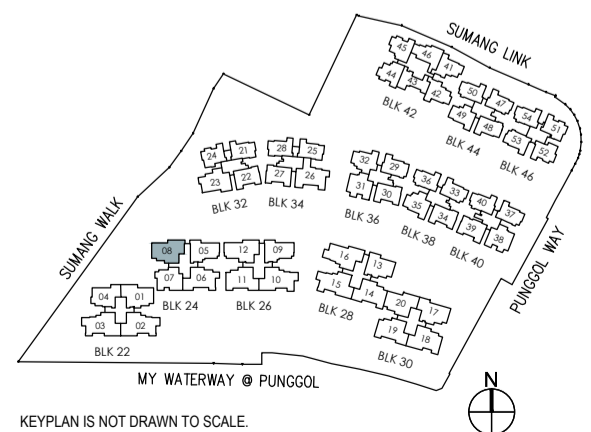
## Type B2-P1

126 sqm / 1356 sq ft

BLK 24  
#02-08



Area includes air-con (A/C) ledge, balcony and strata void where applicable. Some units are mirror images of the apartment plans shown in the brochure. Please refer to the key plan for orientation. The plans are subject to change as may be approved by relevant authorities. All floor plans are approximate measurements only and are subject to government re-survey. The balcony shall not be enclosed unless with the approved balcony screen. For an illustration of the approved balcony screen, please refer to the diagram annexed hereto as "Annexure A".



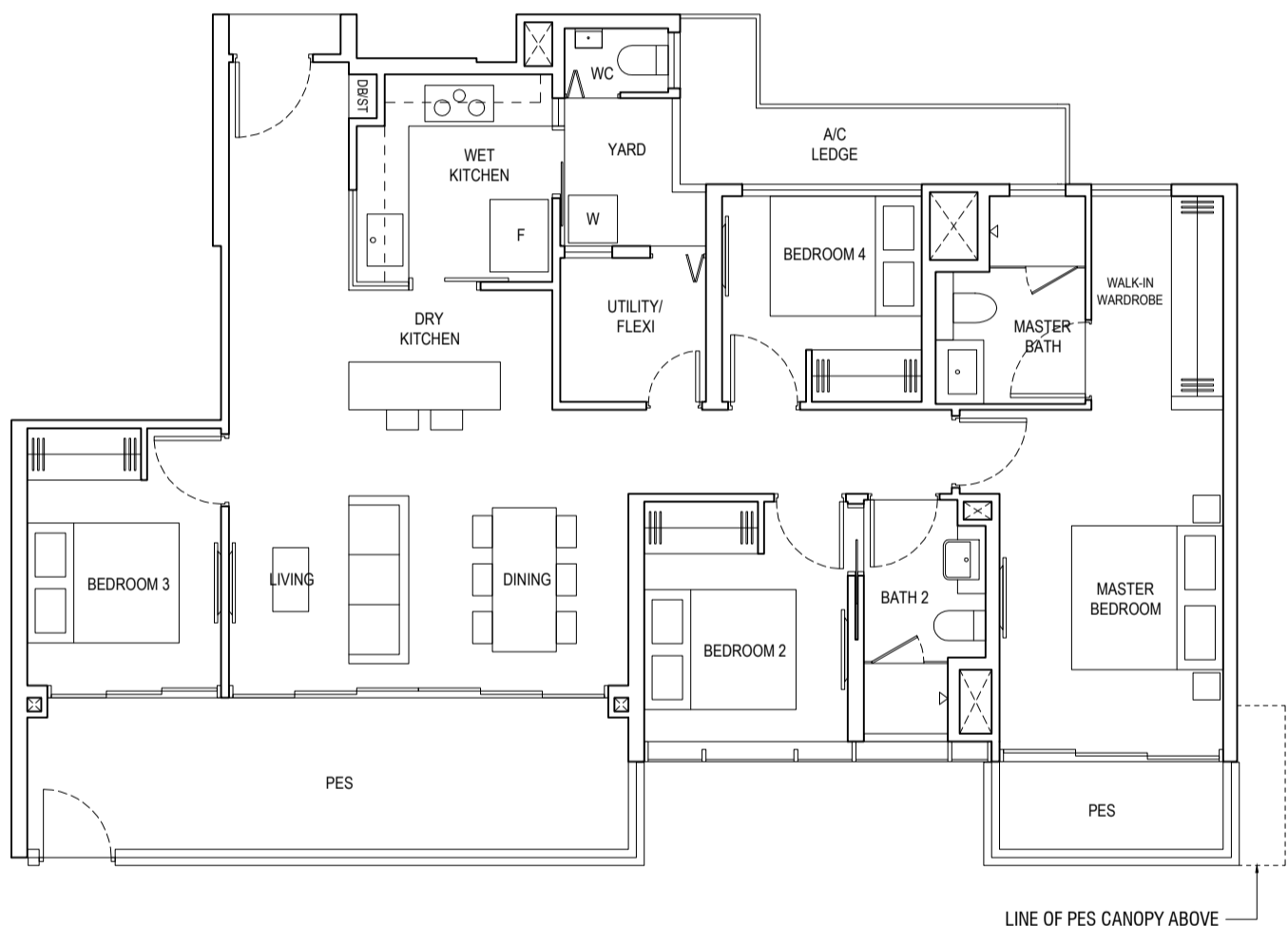
MY WATERWAY @ PUNGGOL  
KEYPLAN IS NOT DRAWN TO SCALE.

# 4-BEDROOM PREMIUM

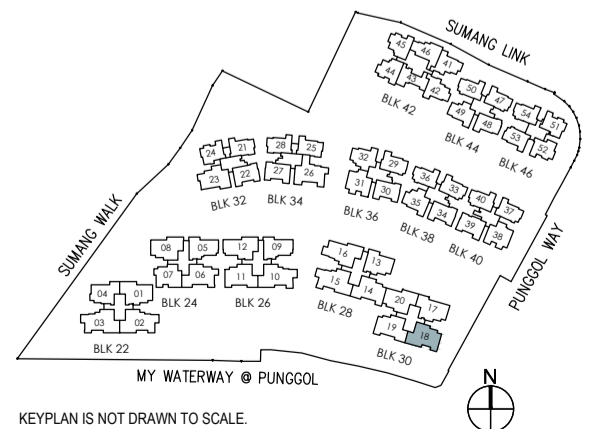
## Type B2-P2

130 sqm / 1399 sq ft

BLK 30  
#01-18



Area includes air-con (A/C) ledge, balcony and strata void where applicable. Some units are mirror images of the apartment plans shown in the brochure. Please refer to the key plan for orientation. The plans are subject to change as may be approved by relevant authorities. All floor plans are approximate measurements only and are subject to government re-survey. The balcony shall not be enclosed unless with the approved balcony screen. For an illustration of the approved balcony screen, please refer to the diagram annexed hereto as "Annexure A".



MY WATERWAY @ PUNGGOL  
KEYPLAN IS NOT DRAWN TO SCALE.



# Type B2

126 sqm / 1356 sq ft

BLK 22  
#02-01\* to #09-01\*

BLK 24  
#03-08 to #16-08

BLK 28  
#03-13\* to #16-13\*

BLK 30  
#02-18 to #09-18, #02-20 to #09-20

# Type B2-PH

145 sqm / 1561 sq ft

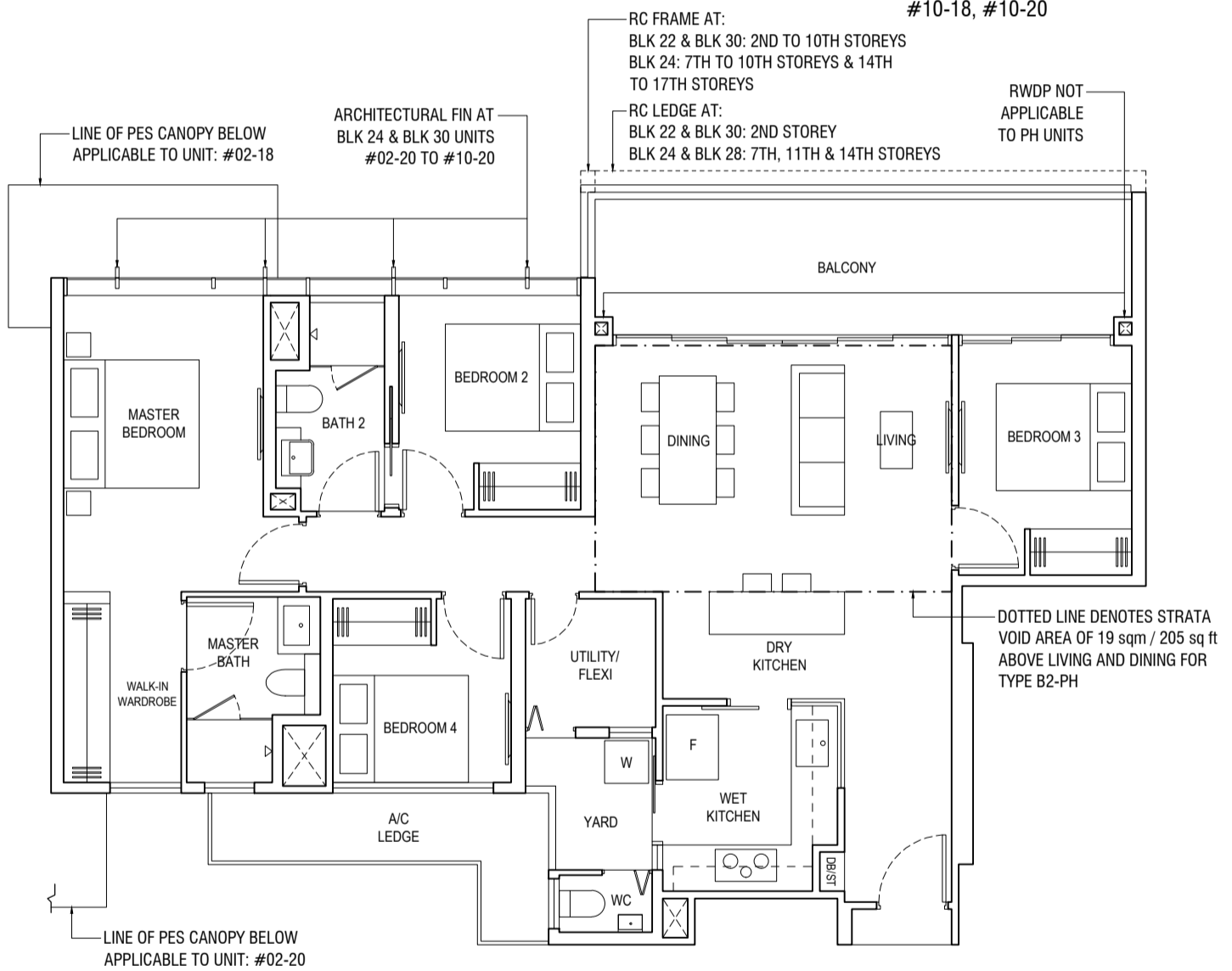
INCLUDING STRATA VOID OF 19 sqm / 205 sq ft ABOVE LIVING & DINING. APPROXIMATE 4.5m FLOOR TO CEILING HEIGHT AT LIVING & DINING

BLK 22  
#10-01\*

BLK 24  
#17-08

BLK 28  
#17-13\*

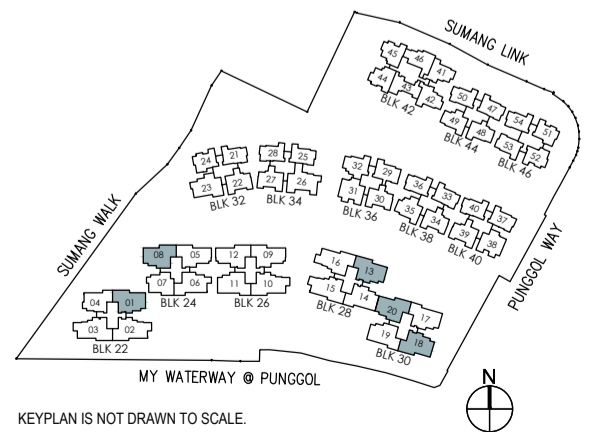
BLK 30  
#10-18, #10-20



\*Mirror Image



Area includes air-con (A/C) ledge, balcony and strata void where applicable. Some units are mirror images of the apartment plans shown in the brochure. Please refer to the key plan for orientation. The plans are subject to change as may be approved by relevant authorities. All floor plans are approximate measurements only and are subject to government re-survey. The balcony shall not be enclosed unless with the approved balcony screen. For an illustration of the approved balcony screen, please refer to the diagram annexed hereto as "Annexure A".

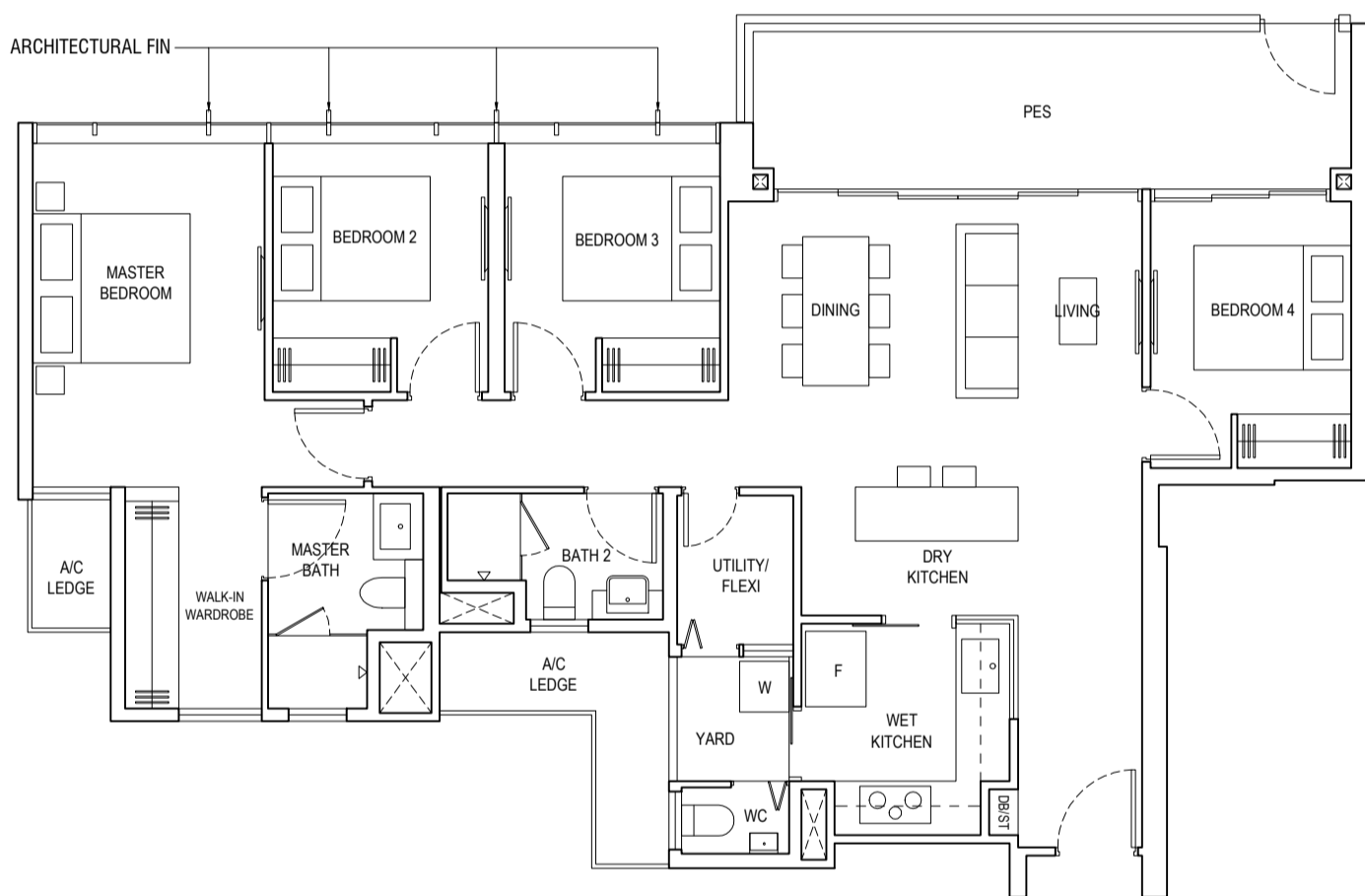


# 4-BEDROOM PREMIUM

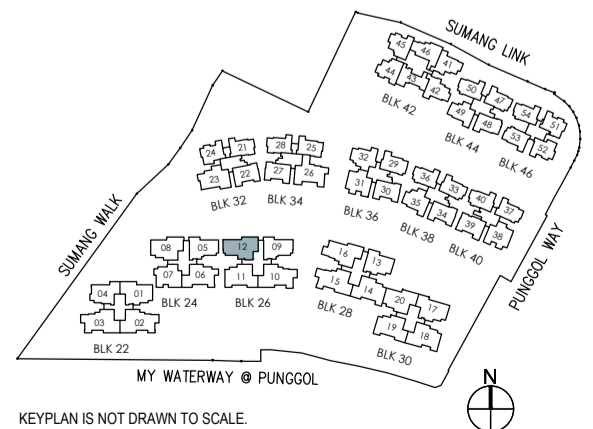
## Type B3-P

127 sqm / 1367 sq ft

BLK 26  
#02-12



Area includes air-con (A/C) ledge, balcony and strata void where applicable. Some units are mirror images of the apartment plans shown in the brochure. Please refer to the key plan for orientation. The plans are subject to change as may be approved by relevant authorities. All floor plans are approximate measurements only and are subject to government re-survey. The balcony shall not be enclosed unless with the approved balcony screen. For an illustration of the approved balcony screen, please refer to the diagram annexed hereto as "Annexure A".



MY WATERWAY @ PUNGGOL  
KEYPLAN IS NOT DRAWN TO SCALE.

# Type B3

127 sqm / 1367 sq ft

BLK 24  
#03-05\* to #16-05\*

BLK 26  
#03-09\* to #16-09\*, #03-12 to #16-12

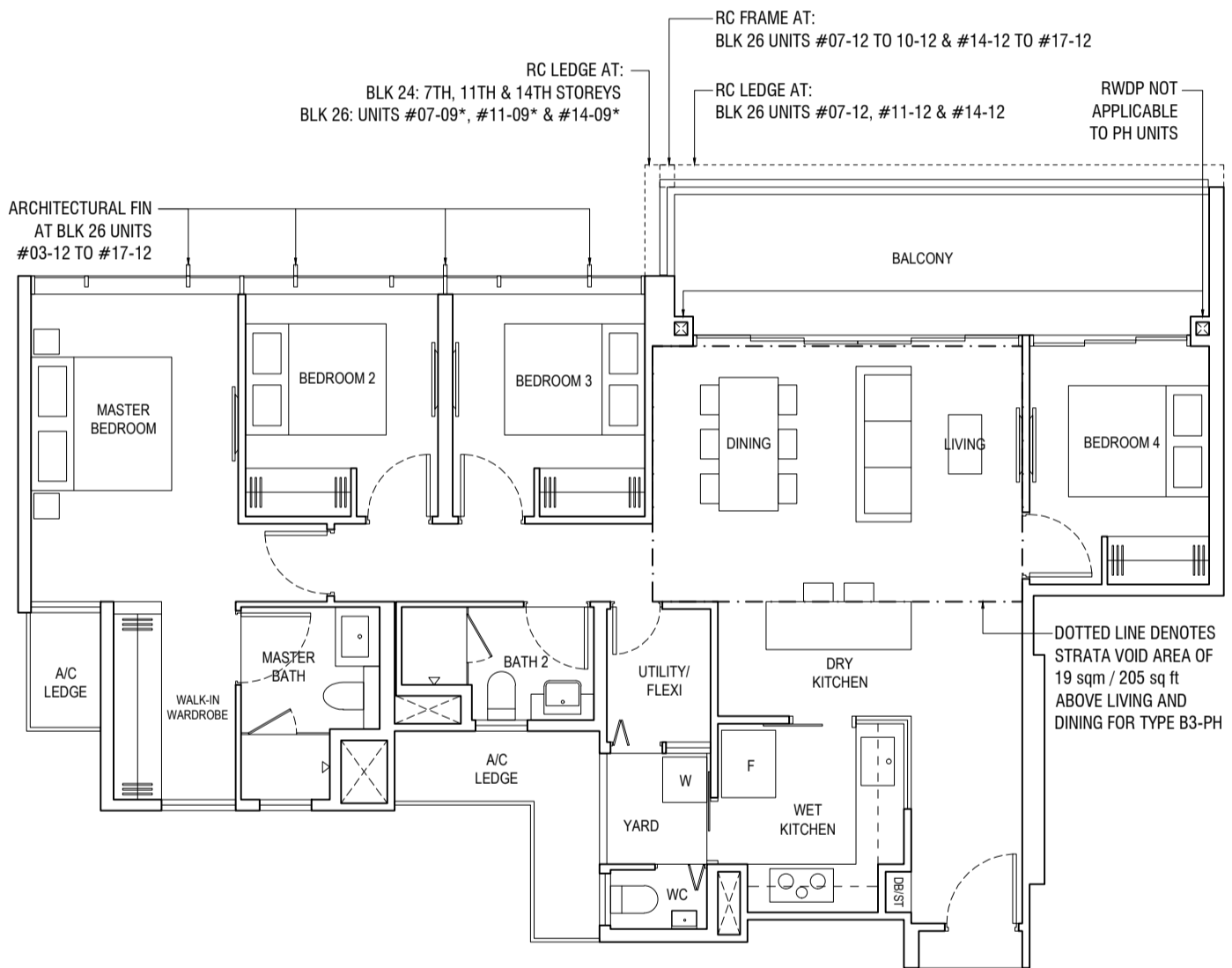
# Type B3-PH

146 sqm / 1572 sq ft

INCLUDING STRATA VOID OF 19 sqm / 205 sq ft ABOVE LIVING & DINING. APPROXIMATE 4.5m FLOOR TO CEILING HEIGHT AT LIVING & DINING

BLK 24  
#17-05\*

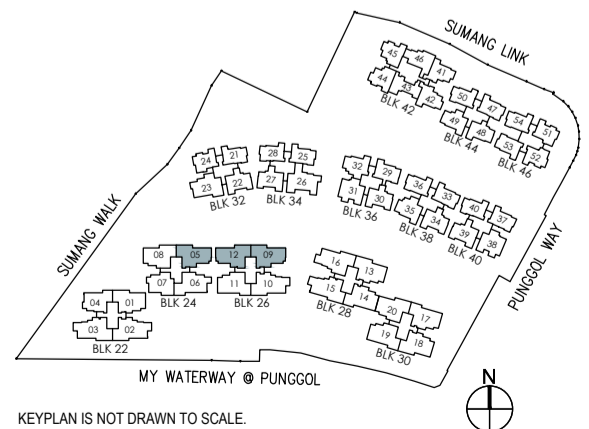
BLK 26  
#17-09\*, #17-12



\*Mirror Image



Area includes air-con (A/C) ledge, balcony and strata void where applicable. Some units are mirror images of the apartment plans shown in the brochure. Please refer to the key plan for orientation. The plans are subject to change as may be approved by relevant authorities. All floor plans are approximate measurements only and are subject to government re-survey. The balcony shall not be enclosed unless with the approved balcony screen. For an illustration of the approved balcony screen, please refer to the diagram annexed hereto as "Annexure A".



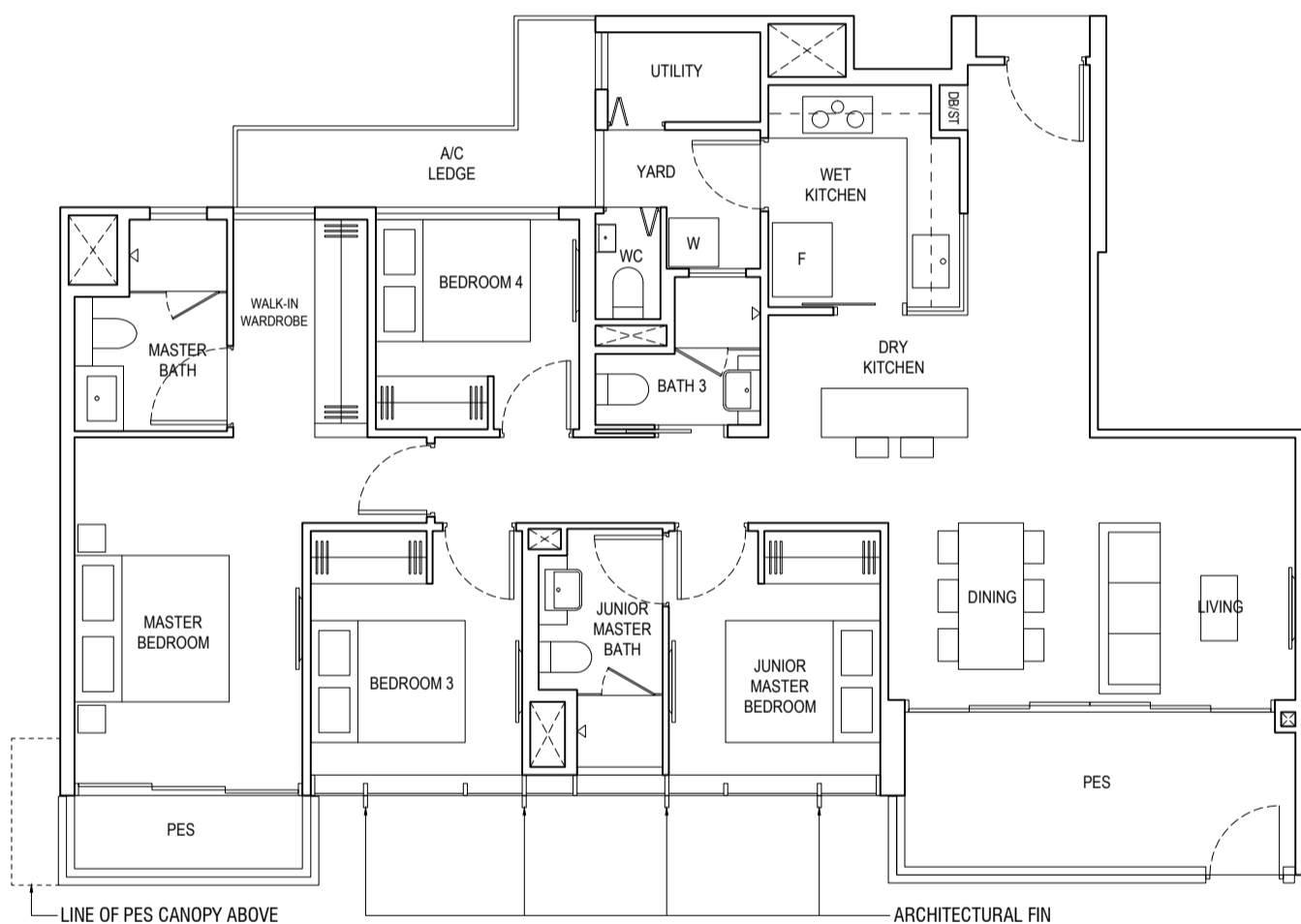
# 4-BEDROOM PREMIUM

## Type B4-P1

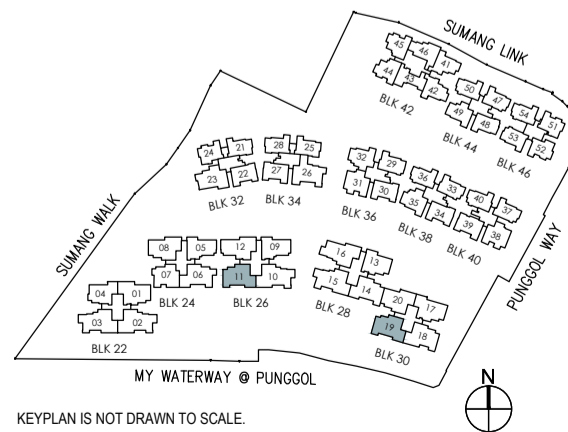
127 sqm / 1367 sq ft

BLK 26  
#01-11

BLK 30  
#01-19



Area includes air-con (A/C) ledge, balcony and strata void where applicable. Some units are mirror images of the apartment plans shown in the brochure. Please refer to the key plan for orientation. The plans are subject to change as may be approved by relevant authorities. All floor plans are approximate measurements only and are subject to government re-survey. The balcony shall not be enclosed unless with the approved balcony screen. For an illustration of the approved balcony screen, please refer to the diagram annexed hereto as "Annexure A".

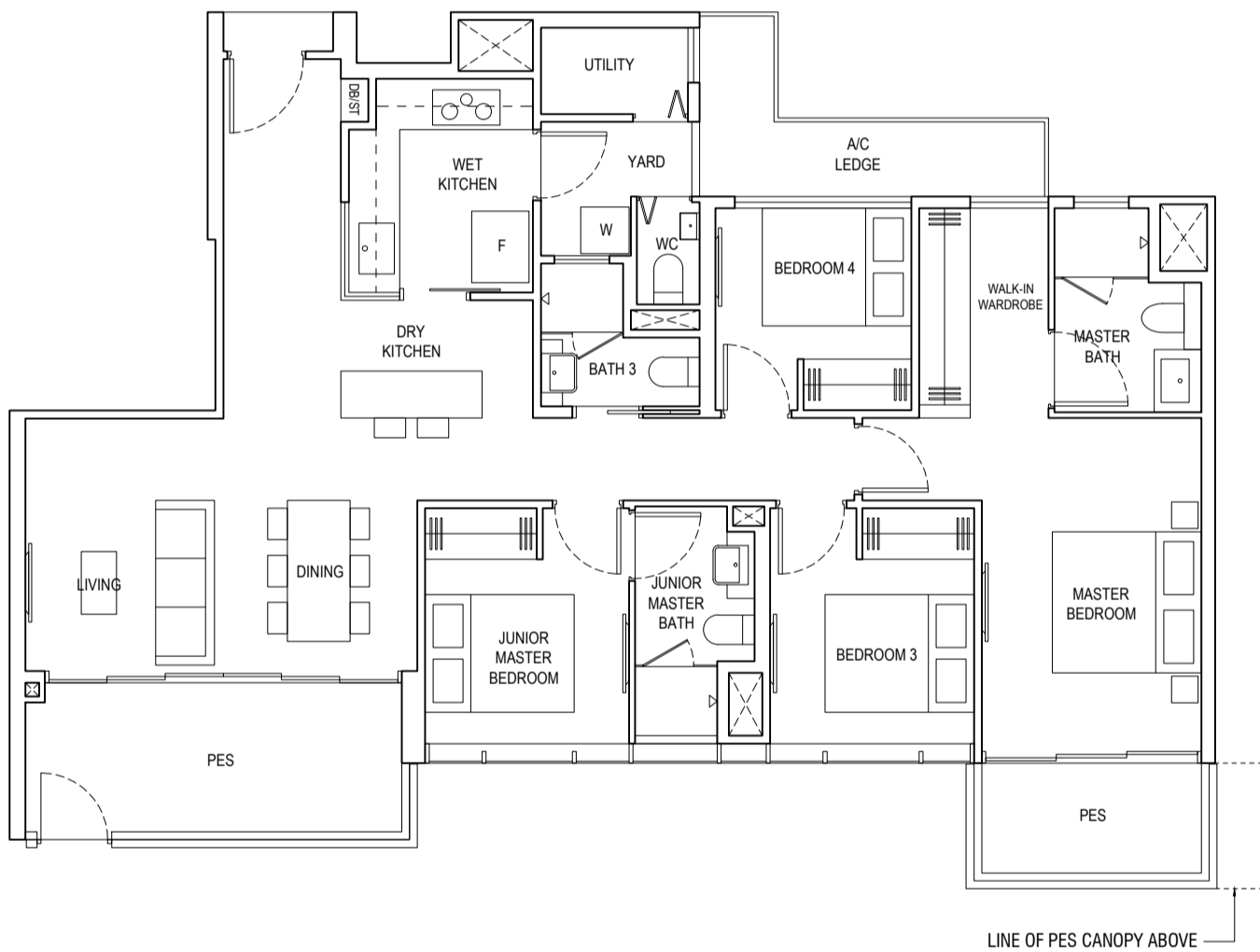


# 4-BEDROOM PREMIUM

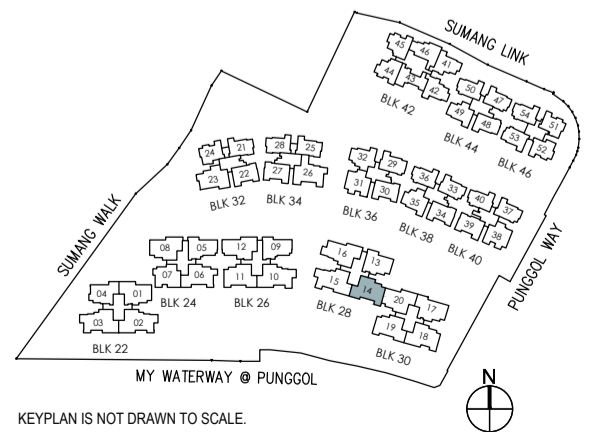
## Type B4-P2

129 sqm / 1389 sq ft

BLK 28  
#01-14



Area includes air-con (A/C) ledge, balcony and strata void where applicable. Some units are mirror images of the apartment plans shown in the brochure. Please refer to the key plan for orientation. The plans are subject to change as may be approved by relevant authorities. All floor plans are approximate measurements only and are subject to government re-survey. The balcony shall not be enclosed unless with the approved balcony screen. For an illustration of the approved balcony screen, please refer to the diagram annexed hereto as "Annexure A".



KEYPLAN IS NOT DRAWN TO SCALE.

# Type B4

124 sqm / 1335 sq ft

BLK 26

#02-11 to #16-11

BLK 28

#02-14\* to #16-14\*

BLK 30

#02-17 to #09-17, #02-19 to #09-19

# Type B4-PH

142 sqm / 1528 sq ft

INCLUDING STRATA VOID OF 18 sqm / 194 sq ft ABOVE LIVING & DINING. APPROXIMATE 4.5m FLOOR TO CEILING HEIGHT AT LIVING & DINING

BLK 26

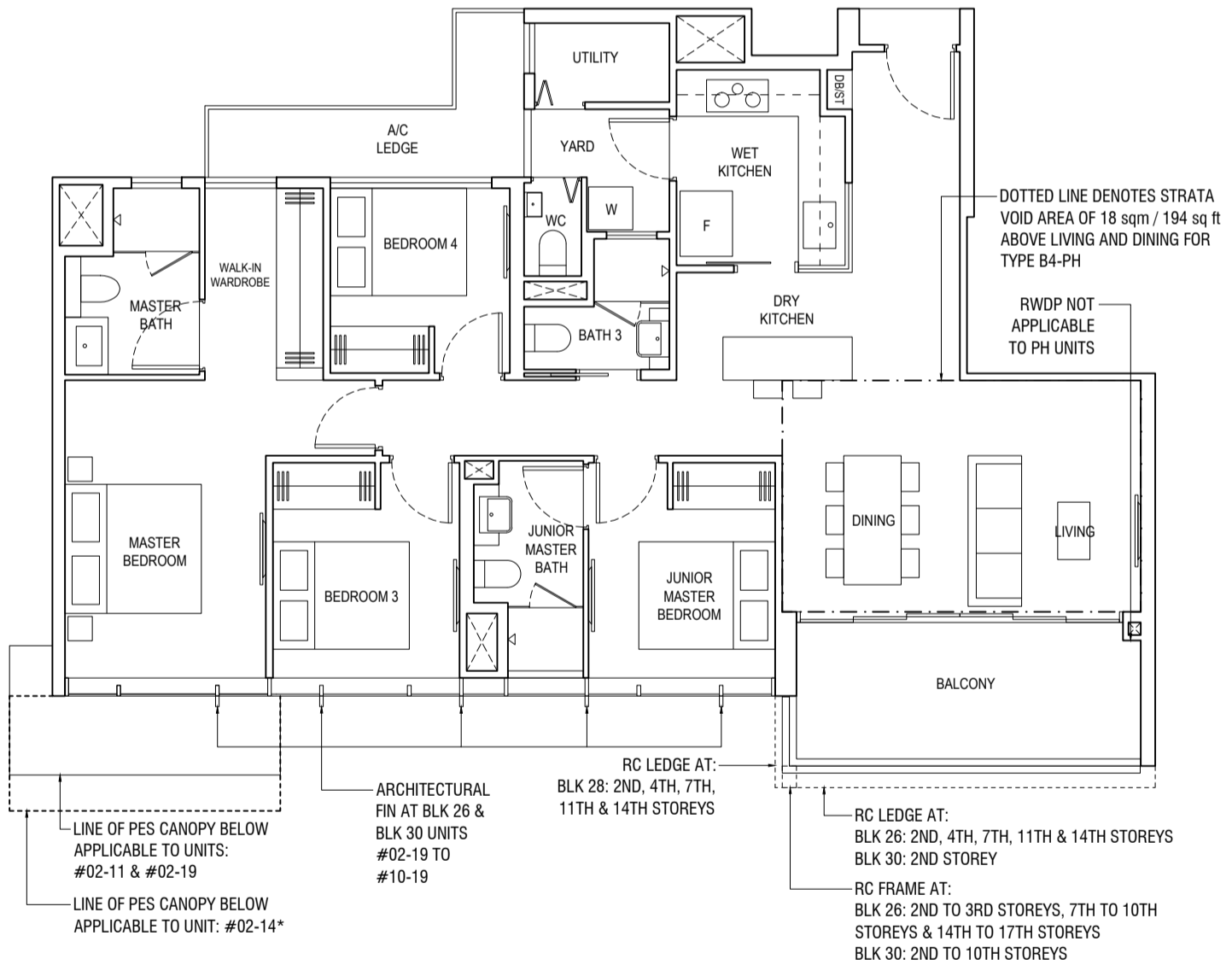
#17-11

BLK 28

#17-14\*

BLK 30

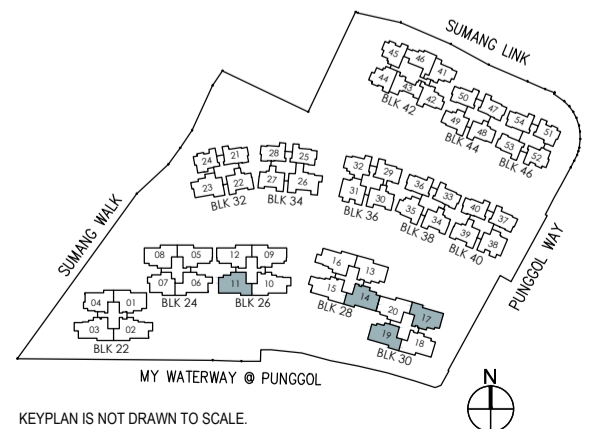
#10-17, #10-19



\*Mirror Image



Area includes air-con (A/C) ledge, balcony and strata void where applicable. Some units are mirror images of the apartment plans shown in the brochure. Please refer to the key plan for orientation. The plans are subject to change as may be approved by relevant authorities. All floor plans are approximate measurements only and are subject to government re-survey. The balcony shall not be enclosed unless with the approved balcony screen. For an illustration of the approved balcony screen, please refer to the diagram annexed hereto as "Annexure A".

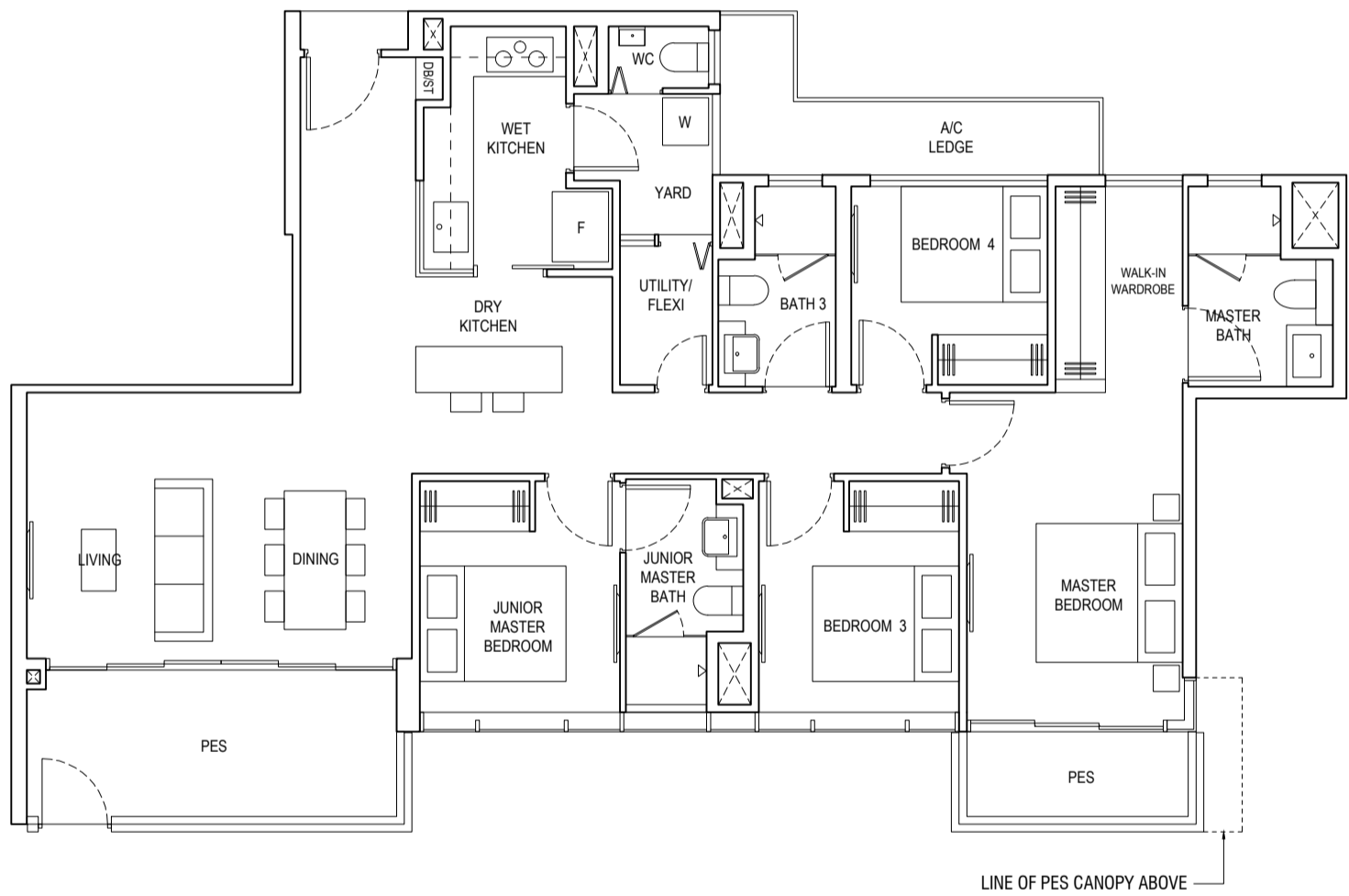


# 4-BEDROOM PREMIUM

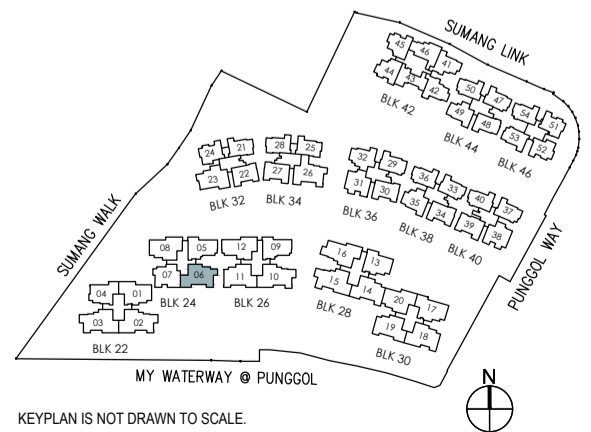
## Type B5-P

131 sqm / 1410 sq ft

BLK 24  
#01-06



Area includes air-con (A/C) ledge, balcony and strata void where applicable. Some units are mirror images of the apartment plans shown in the brochure. Please refer to the key plan for orientation. The plans are subject to change as may be approved by relevant authorities. All floor plans are approximate measurements only and are subject to government re-survey. The balcony shall not be enclosed unless with the approved balcony screen. For an illustration of the approved balcony screen, please refer to the diagram annexed hereto as "Annexure A".



KEYPLAN IS NOT DRAWN TO SCALE.

# Type B5

127 sqm / 1367 sq ft

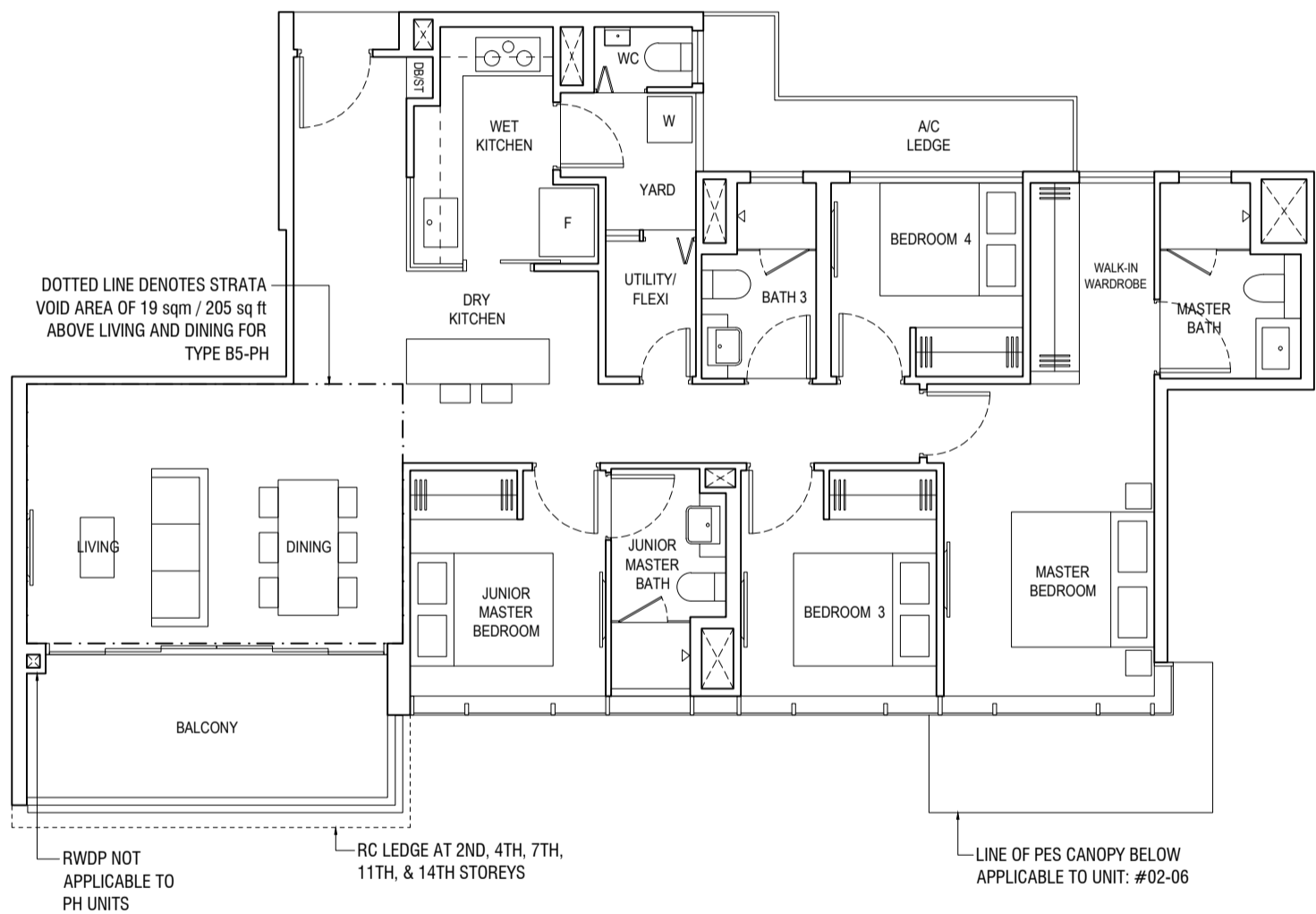
BLK 24  
#02-06 to #16-06

# Type B5-PH

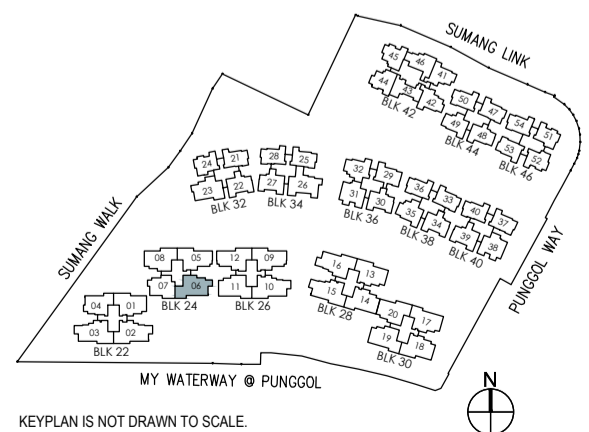
146 sqm / 1572 sq ft

INCLUDING STRATA VOID OF 19 sqm / 205 sq ft  
ABOVE LIVING & DINING. APPROXIMATE 4.5m  
FLOOR TO CEILING HEIGHT AT LIVING & DINING

BLK 24  
#17-06



Area includes air-con (A/C) ledge, balcony and strata void where applicable. Some units are mirror images of the apartment plans shown in the brochure. Please refer to the key plan for orientation. The plans are subject to change as may be approved by relevant authorities. All floor plans are approximate measurements only and are subject to government re-survey. The balcony shall not be enclosed unless with the approved balcony screen. For an illustration of the approved balcony screen, please refer to the diagram annexed hereto as "Annexure A".



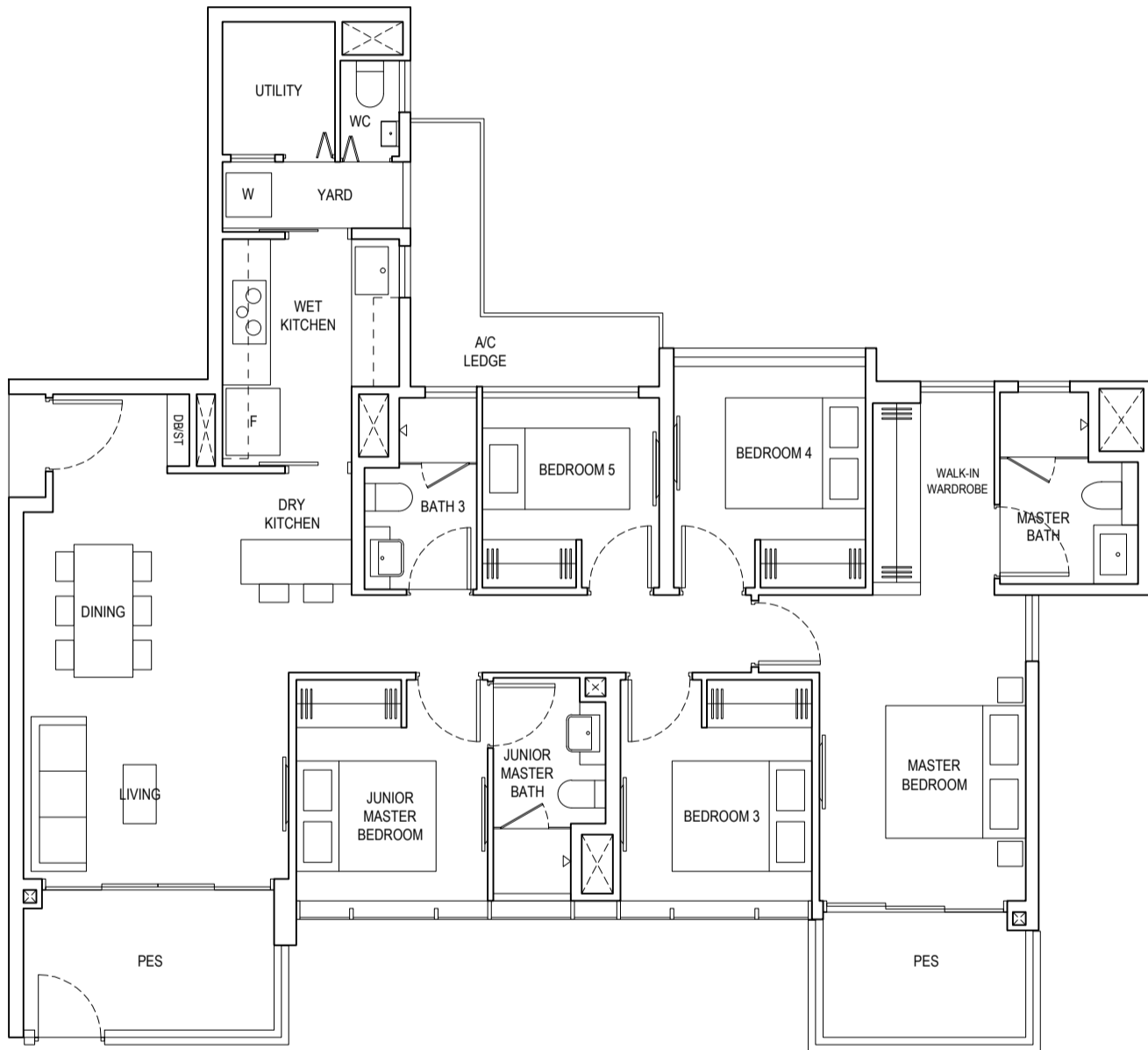


# 5-BEDROOM PREMIUM

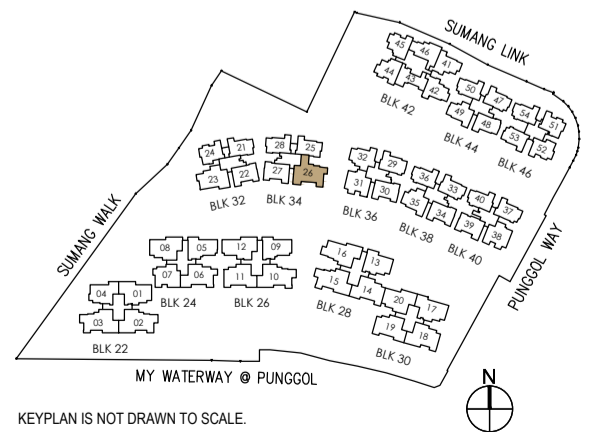
## Type C1-P

133 sqm / 1432 sq ft

BLK 34  
#02-26



Area includes air-con (A/C) ledge, balcony and strata void where applicable. Some units are mirror images of the apartment plans shown in the brochure. Please refer to the key plan for orientation. The plans are subject to change as may be approved by relevant authorities. All floor plans are approximate measurements only and are subject to government re-survey. The balcony shall not be enclosed unless with the approved balcony screen. For an illustration of the approved balcony screen, please refer to the diagram annexed hereto as "Annexure A".



MY WATERWAY @ PUNGGOL  
KEYPLAN IS NOT DRAWN TO SCALE.

# 5-BEDROOM PREMIUM

# 5-BEDROOM PREMIUM PENTHOUSE

## Type C1

133 sqm / 1432 sq ft

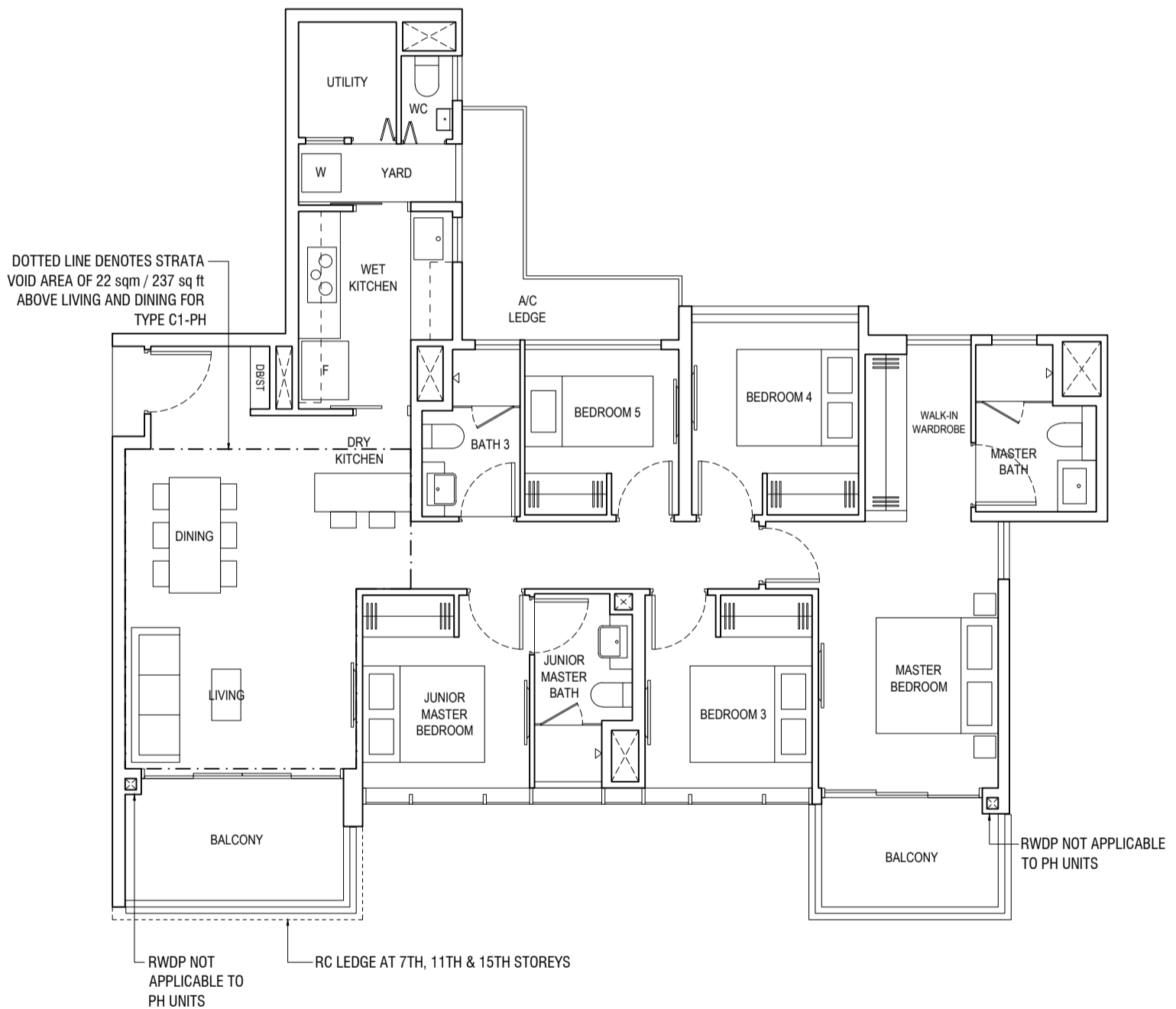
BLK 34  
#03-26 to #17-26

## Type C1-PH

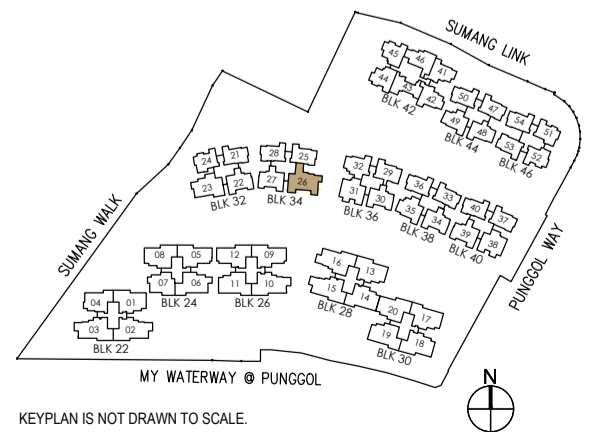
155 sqm / 1668 sq ft

INCLUDING STRATA VOID OF 22 sqm / 237 sq ft  
ABOVE LIVING & DINING. APPROXIMATE 4.5m  
FLOOR TO CEILING HEIGHT AT LIVING & DINING

BLK 34  
#18-26



Area includes air-con (A/C) ledge, balcony and strata void where applicable. Some units are mirror images of the apartment plans shown in the brochure. Please refer to the key plan for orientation. The plans are subject to change as may be approved by relevant authorities. All floor plans are approximate measurements only and are subject to government re-survey. The balcony shall not be enclosed unless with the approved balcony screen. For an illustration of the approved balcony screen, please refer to the diagram annexed hereto as "Annexure A".

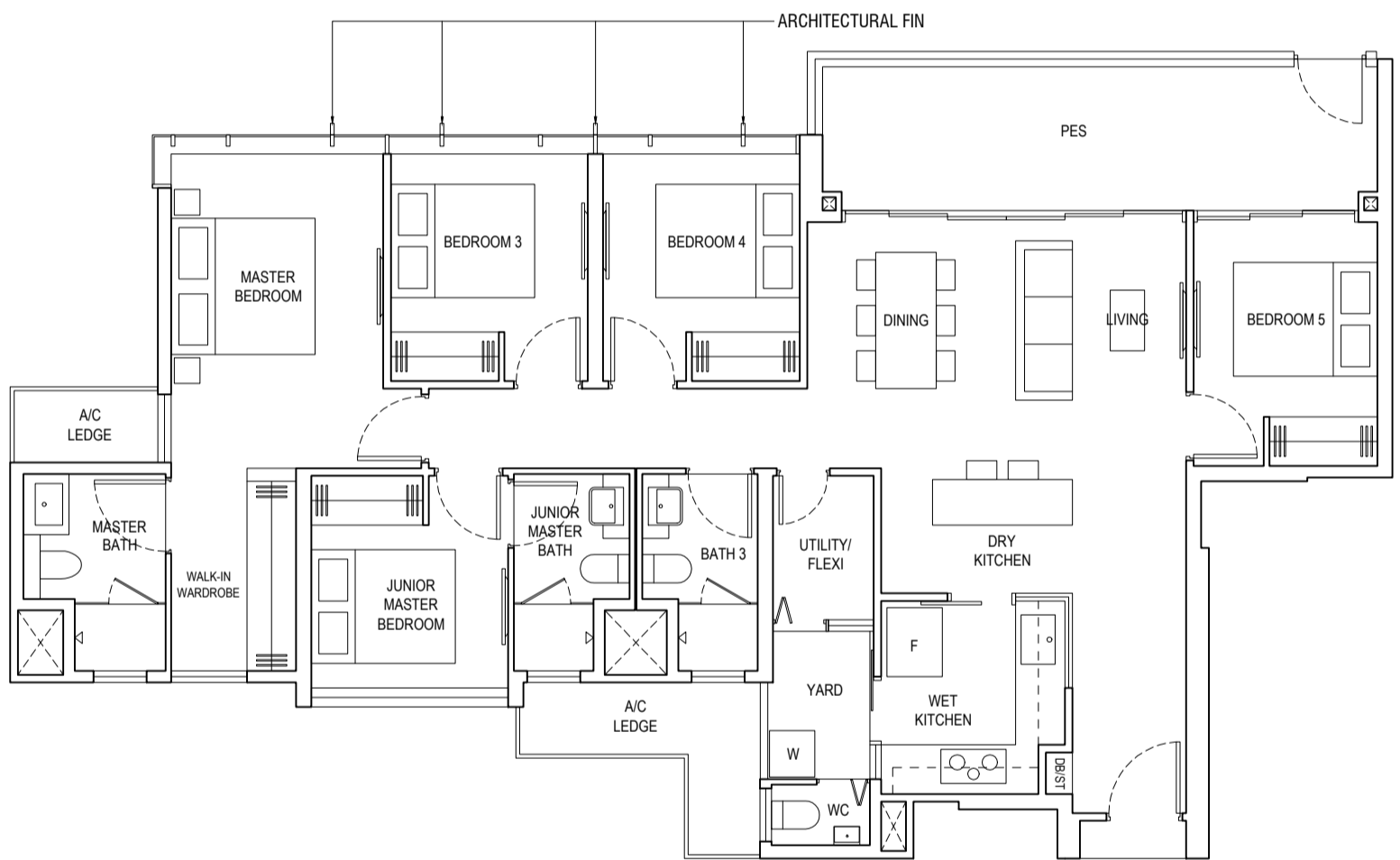


# 5-BEDROOM PREMIUM

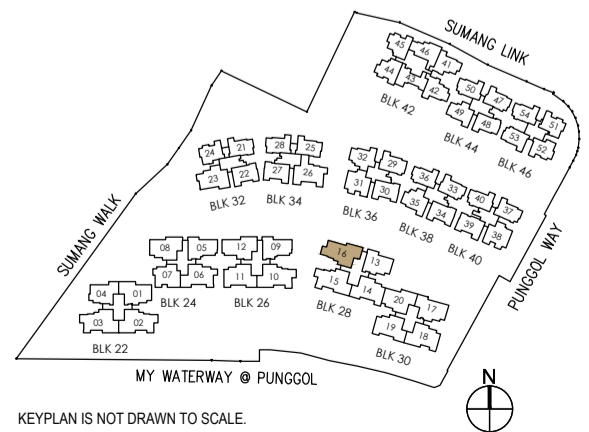
## Type C2-P1

140 sqm / 1507 sq ft

BLK 28  
#02-16



Area includes air-con (A/C) ledge, balcony and strata void where applicable. Some units are mirror images of the apartment plans shown in the brochure. Please refer to the key plan for orientation. The plans are subject to change as may be approved by relevant authorities. All floor plans are approximate measurements only and are subject to government re-survey. The balcony shall not be enclosed unless with the approved balcony screen. For an illustration of the approved balcony screen, please refer to the diagram annexed hereto as "Annexure A".



MY WATERWAY @ PUNGGOL  
KEYPLAN IS NOT DRAWN TO SCALE.

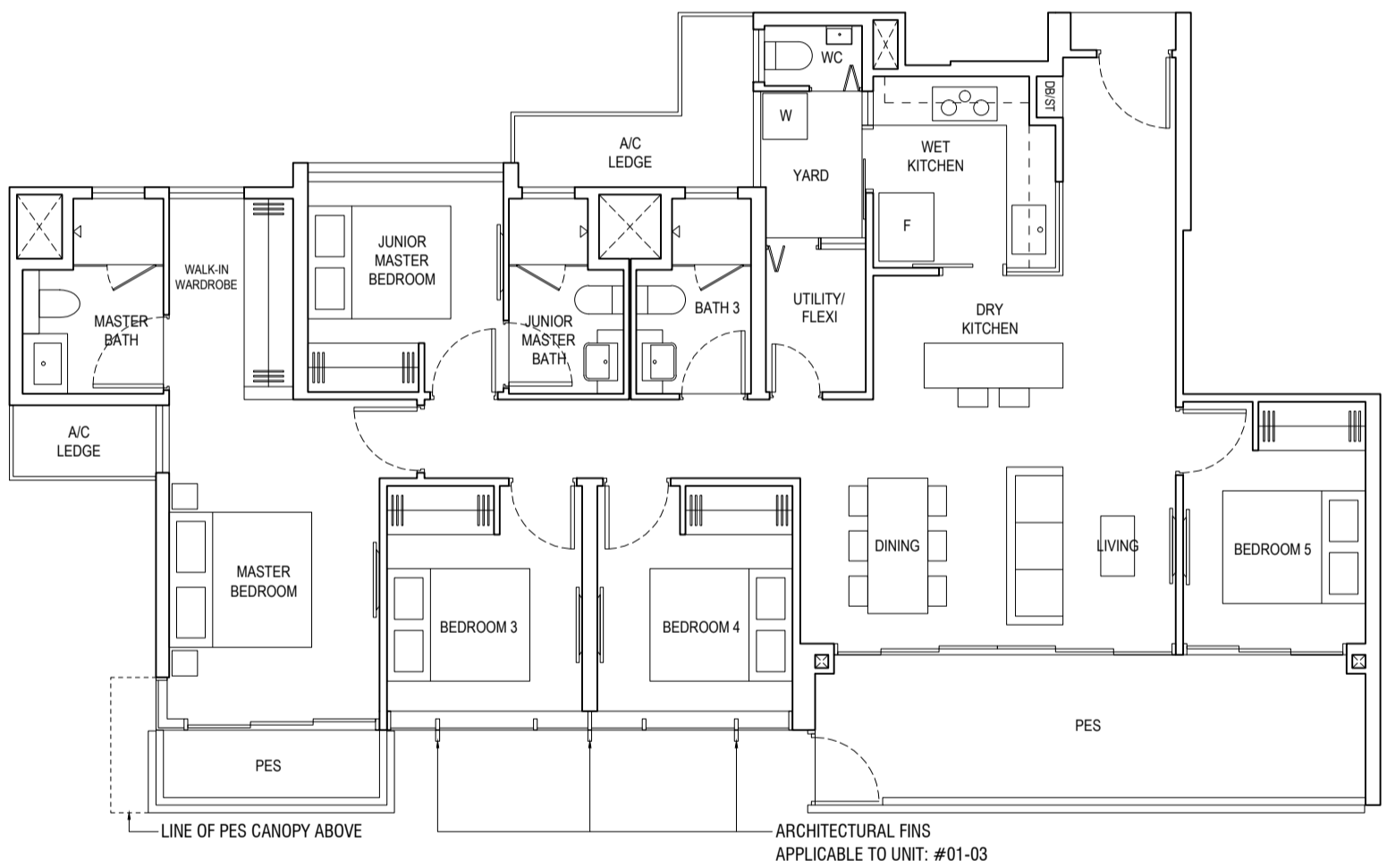
# 5-BEDROOM PREMIUM

## Type C2-P2

143 sqm / 1539 sq ft

BLK 22

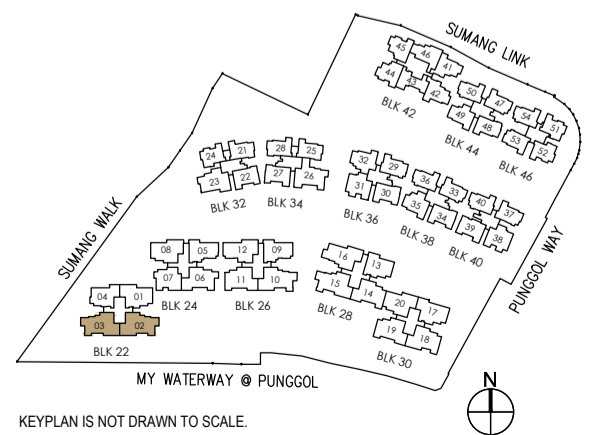
#01-02\*, #01-03



\*Mirror Image



Area includes air-con (A/C) ledge, balcony and strata void where applicable. Some units are mirror images of the apartment plans shown in the brochure. Please refer to the key plan for orientation. The plans are subject to change as may be approved by relevant authorities. All floor plans are approximate measurements only and are subject to government re-survey. The balcony shall not be enclosed unless with the approved balcony screen. For an illustration of the approved balcony screen, please refer to the diagram annexed hereto as "Annexure A".



MY WATERWAY @ PUNGGOL  
KEYPLAN IS NOT DRAWN TO SCALE.

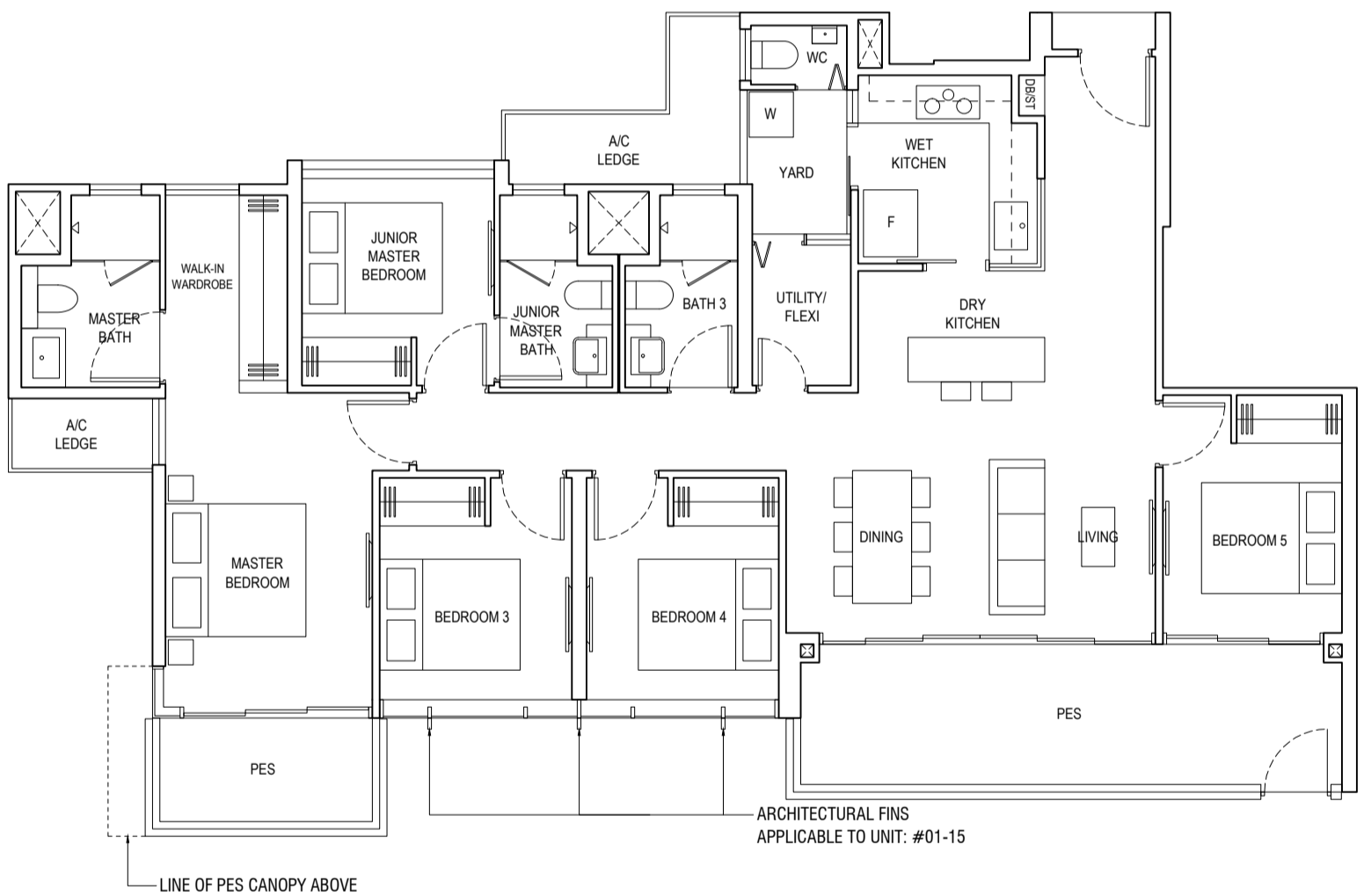
# 5-BEDROOM PREMIUM

## Type C2-P3

145 sqm / 1561 sq ft

BLK 26  
#01-10\*

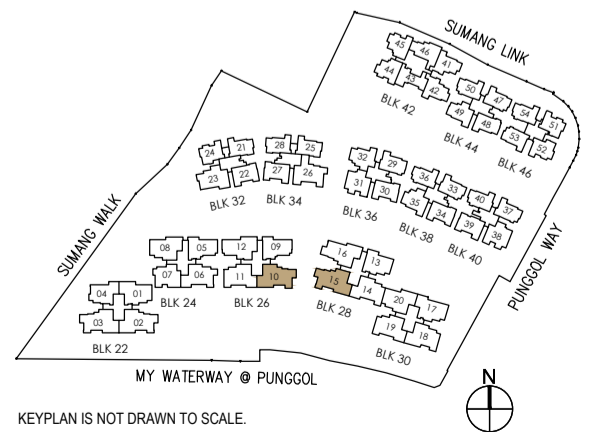
BLK 28  
#01-15



\*Mirror Image



Area includes air-con (A/C) ledge, balcony and strata void where applicable. Some units are mirror images of the apartment plans shown in the brochure. Please refer to the key plan for orientation. The plans are subject to change as may be approved by relevant authorities. All floor plans are approximate measurements only and are subject to government re-survey. The balcony shall not be enclosed unless with the approved balcony screen. For an illustration of the approved balcony screen, please refer to the diagram annexed hereto as "Annexure A".



# Type C2

140 sqm / 1507 sq ft

BLK 22  
#02-02\* to #09-02\*, #02-03 to #09-03

BLK 26  
#02-10\* to #16-10\*

BLK 28  
#02-15 to #16-15, #03-16\* to #16-16\*

# Type C2-PH

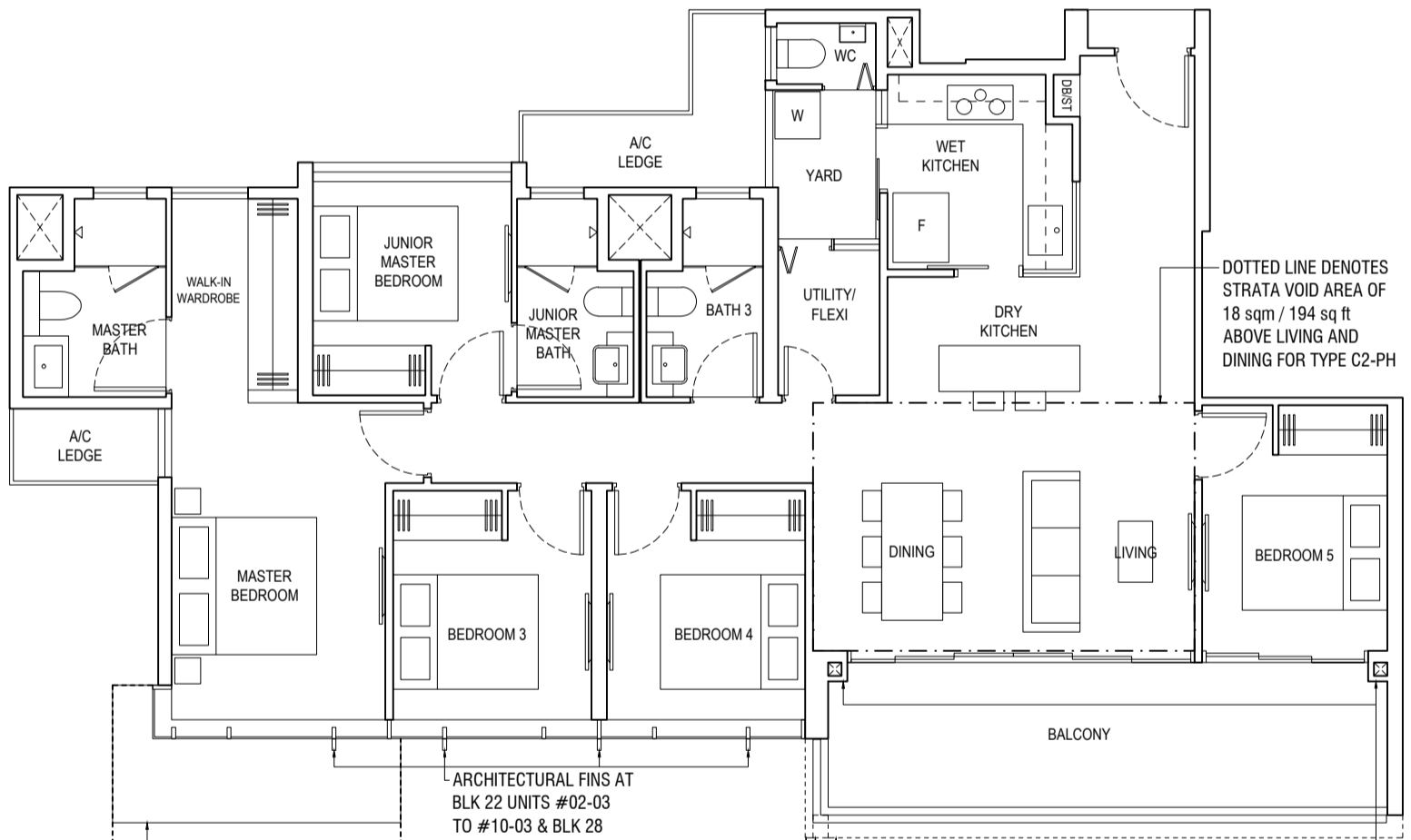
158 sqm / 1701 sq ft

INCLUDING STRATA VOID OF 18 sqm / 194 sq ft ABOVE LIVING & DINING. APPROXIMATE 4.5m FLOOR TO CEILING HEIGHT AT LIVING & DINING

BLK 22  
#10-02\*, #10-03

BLK 26  
#17-10\*

BLK 28  
#17-15, #17-16\*



DOTTED LINE DENOTES STRATA VOID AREA OF 18 sqm / 194 sq ft ABOVE LIVING AND DINING FOR TYPE C2-PH

ARCHITECTURAL FINIS AT BLK 22 UNITS #02-03 TO #10-03 & BLK 28

LINE OF PES CANOPY BELOW APPLICABLE TO UNITS: #02-02\*, #02-03

LINE OF PES CANOPY BELOW APPLICABLE TO UNITS: #02-10\*, #02-15

RC LEDGE AT: BLK 26: 2ND, 4TH, 7TH, 11TH & 14TH STOREYS  
BLK 28: UNITS #02-15, #04-15, #07-15, #11-15 & #14-15

RC LEDGE AT: BLK 22: 2ND STOREY  
BLK 28: UNITS #07-16\*, #11-16\* & #14-16\*

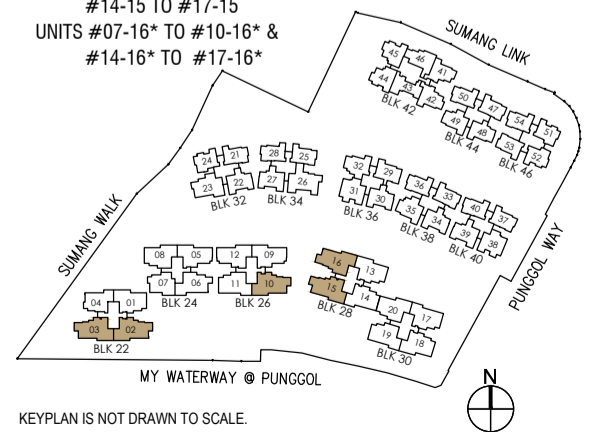
RWDP NOT APPLICABLE TO PH UNITS

RC FRAME AT: BLK 22: 2ND TO 10TH STOREYS  
BLK 28: UNITS #02-15 TO 03-15, #07-15 TO #10-15 & #14-15 TO #17-15  
UNITS #07-16\* TO #10-16\* & #14-16\* TO #17-16\*

\*Mirror Image



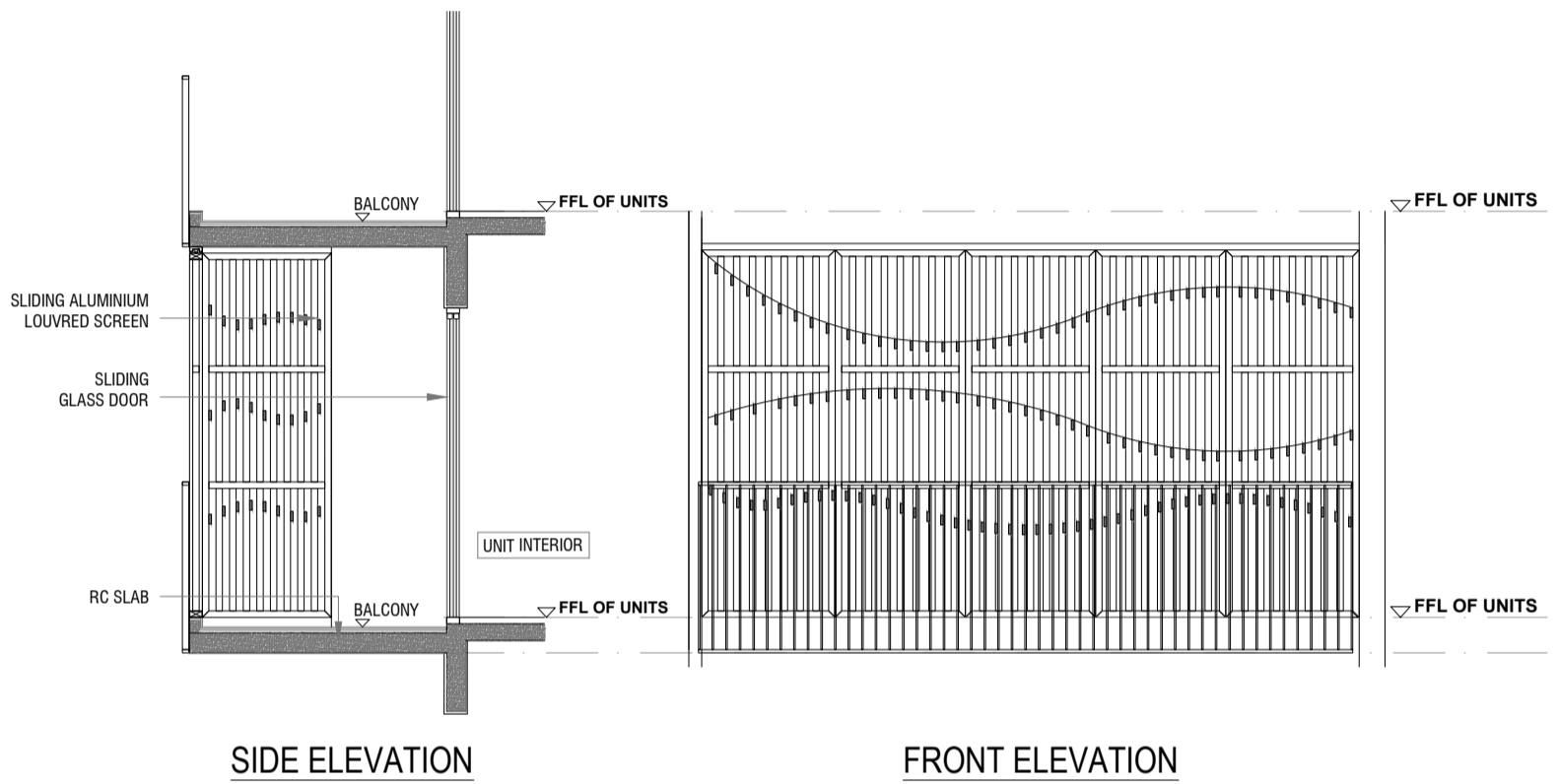
Area includes air-con (A/C) ledge, balcony and strata void where applicable. Some units are mirror images of the apartment plans shown in the brochure. Please refer to the key plan for orientation. The plans are subject to change as may be approved by relevant authorities. All floor plans are approximate measurements only and are subject to government re-survey. The balcony shall not be enclosed unless with the approved balcony screen. For an illustration of the approved balcony screen, please refer to the diagram annexed hereto as "Annexure A".



MY WATERWAY @ PUNGGOL  
KEYPLAN IS NOT DRAWN TO SCALE.

# APPROVED BALCONY SCREEN

## ANNEXURE A



Note:  
The balcony shall not be enclosed unless with the approved balcony screen as shown above. The cost of screen and installation shall be borne by the Purchaser.

# SPECIFICATIONS

## 1. FOUNDATION

Bored piles and/or Precast piles and/or Reinforced concrete piles and/or footings and/or non-suspended slabs on grade.

## 2. SUPERSTRUCTURE

Precast and/or cast-in-situ reinforced concrete and reinforced concrete prefabricated and Precast Bathroom Units (PBU) and steel structures.

## 3. WALLS

- External Walls: Reinforced concrete wall and/or lightweight precision block wall and/or precast panels.
- Internal Walls: Reinforced concrete wall and/or lightweight precision block wall and/or drywall partition and/or precast panels and/or lightweight concrete panel.

## 4. ROOF

Flat roof: Reinforced concrete roof with waterproofing and insulation.

## 5. CEILING

Refer to item 18 for Apartment Ceiling Height schedule.

Living, Dining, Bedrooms, Walk-in Wardrobe, Study, Utility/Flexi, Utility, Store, Bathrooms, WC, Kitchen, Dry Kitchen, Wet Kitchen, Balcony, Yard, Typical PES: Skim coat with emulsion paint and/or plaster board with emulsion paint and/or moisture resistant board with emulsion paint and/or box-ups with emulsion paint at designated areas (where applicable).

PES (for units B2-P2, B4-P1, B4-P2, B5-P, C2-P2, C2-P3 and A4f-P) and all Penthouse unit Balconies: Aluminium panel ceiling.

## 6. FINISHES

### a) Wall (Apartment Units)

- Living, Dining, Bedrooms, Utility/Flexi, Utility, Store, Yard, Study, Walk-in Wardrobe: Paint finish
- Bathrooms, WC: Tiles
- Kitchen, Wet Kitchen, Dry Kitchen: Paint finish and/or tiles
- Balcony, PES: Exterior paint finish

### b) Wall (For Common Areas – Internal)

- Lower Basement Lift Lobbies, Upper Basement Storey Lift Lobbies and 2<sup>nd</sup> Storey Clubhouse Lift Lobby: Tiles and/or laminate finish on appropriate backing material and/or paint finish
- Typical Storey Lift Lobbies: Tiles and/or laminate finish on appropriate backing material and/or paint finish
- Common Corridors, Staircases, and Staircase Storey Shelters: Tiles and/or paint finish
- Changing Rooms and Handicap/Family Toilet: Tiles and/or paint finish

### c) Wall (Common Areas – External)

- All External Walls: Tiles and/or cement sand plaster and/or skim coat with spray texture coating and/or emulsion paint finish

Notes:

- All wall finishes are provided up to false ceiling level and on exposed areas only.
- No tiles/skirting behind/beneath all built-in cabinets, kitchen cabinets, vanity/mirror cabinets, and mirror or above false ceiling. No skirting is provided in the entrance alcove to all units.
- Wall surface above false ceiling level will be left in its original bare condition.

### d) Floor (Apartment Units)

- Bedrooms, Walk-in Wardrobe: Vinyl flooring
- Living, Dining, Study, Bathrooms, WC, Kitchen, Wet Kitchen, Dry Kitchen, Yard, Balcony, Utility, Utility/Flexi, Store, PES: Tiles

### e) Floor (For Common Areas)

- All Lift Lobbies: Tiles
- Staircases and Staircase Storey Shelter: Tiles and/or Cement sand screed with nosing tiles.

Notes:

- All floor finishes are to exposed surface area only.

## 7. WINDOWS

Aluminium-framed windows tinted glass and/or clear glass and/or laminate glass.

Minimum thickness of glass of 6mm.

Windows may be provided with limiters for selected units, as and where required by authorities.

## 8. DOORS

- Unit Main Entrance to Common Lobby: Approved fire-rated timber swing door
- Living and/or Dining, Master Bedroom, Bedroom to Balcony and PES: Sliding doors comprising aluminum framed with tinted single glass panel
- Bedrooms, Master Bath, Common Bath, Kitchen/Wet Kitchen, Utility/Flexi/Store at Corridors: Hollow core timber swing/sliding door
- Utility/Flexi to Yard, Store to Yard, WC to Yard (where applicable): PVC bi-fold and/or slide & swing door
- Kitchen to Yard or Balcony/PES (where applicable): Sliding or Swing Aluminium-framed glass/PVC/Laminated door panel
- PES: Painted mild steel gate

Notes:

- Good quality locksets and ironmongery to be provided to all doors
- All glass doors to be of tinted and/or clear glass (where applicable)
- Minimum thickness of glass: 6mm

## 9. SANITARY WARES, FITTINGS AND ACCESSORIES

### a) Master Bath

- 1 shower cubicle and 1 shower mixer set
- 1 vanity cabinet complete with 1 basin and mixer
- 1 wall-mounted water closet
- 1 paper roll holder
- 1 towel rail
- 1 mirror cabinet
- 1 angle valve

### b) Junior Master Bath, Common Baths

- 1 shower cubicle and 1 shower mixer set
- 1 vanity cabinet complete with 1 basin and mixer
- 1 pedestal water closet
- 1 paper roll holder
- 1 towel rail
- 1 fixed mirror

### c) WC

- 1 wash hand basin with tap
- 1 shower set
- 1 paper roll holder
- 1 pedestal water closet
- 1 robe hook

### d) Other

- 1 bib tap for washer machine at designated area

### e) PES

- 1 bib tap

## 10. ELECTRICAL INSTALLATION

- All electrical wiring below false ceiling within apartments shall generally be concealed where possible. Electrical wiring above false ceiling and within closet shall be in exposed conduits or trunking.
- Refer to item 19 for Schedule of electrical points and provisions

## 11. TV/TELEPHONE POINTS/DATA POINTS

Refer to item 19 for the schedule for the TV/Telephone/Data Points provisions.

## 12. LIGHTNING PROTECTION

Lightning Protection System is in accordance with Singapore Standard SS555:2018

## 13. PAINTING

- Internal Walls: Emulsion paint
- External Walls: Spray textured coating paint and/or other approved exterior paint to exposed area only

## 14. WATERPROOFING

Appropriate waterproofing systems are provided for Bathrooms, Kitchen, Wet Kitchen, Dry Kitchen, Toilets at Yard, Balcony, Landscaped Deck, Open Terraces, Planter Box, Reinforced Concrete Flat/Sloping Roofs, Pools, Water Features, Changing Rooms, Common Toilets and Basement, where applicable.

## 15. DRIVEWAY AND CAR PARK

- Surface Driveway/Ramp: Stone and/or tiles and/or interlocking pavers and/or concrete finishes, where applicable
- Basement Car Park/Driveway: Reinforced concrete floor with hardener

## 16. RECREATION FACILITIES

### The Cascades

- Feature Cascades
- Guard House
- Entrance Court
- Resident's Side Gate
- Sheltered Drop-Off
- Drop-Off Lounge

### The Waterfalls

- Lap Pool Deck
- 50m Lap Pool
- Cascading Planters
- Yoga Deck
- Water Cascades
- Boardwalk
- Gymnasium
- Lookout BBQ Pavilion
- Dip Pool
- Changing Rooms

### The Lakes

- Clubhouse Function Room
- Family Pool
- Relaxation Pool Deck
- Play Lawn
- Children's Play Pool
- Playground & Outdoor Fitness Area
- Children's Party Room
- Party BBQ Pavilion

### The Hills

- Bio Pond
- BBQ Pavilion with Community Garden
- Recreational Tennis Court
- Reading Corners
- Cabana
- Rolling Lawn
- Hydrotherapy Pool
- Spa BBQ Pavilion

### Other Facilities

- Bin Centre
- Substation
- Transformer Room and Genset
- MDF room
- Carpark Ventilation

## 17. ADDITIONAL ITEMS

### a) Kitchen Cabinets

- High and/or low level kitchen cabinets complete with quartz counter top.
- 1 stainless steel sink with mixer is provided for Kitchen and Wet Kitchen where applicable.

### b) Kitchen Appliances

All units come with a gas hob, a cooker hood and an oven.

### c) Wardrobes

Built-in Wardrobes with laminate and/or melamine finish for all bedrooms.

### d) Air-conditioning

Wall-mounted split-unit air-conditioning system to Living, Dining, Bedrooms, Study, where applicable.

### e) Mechanical Ventilation System

Mechanical ventilation system is provided to internal bathroom, where applicable.

### f) Audio Video Telephony System

Audio Video Telephony System, which is to be connected to Purchaser's personal devices such as smart phones/tablets, is provided for communication with Guard House and Visitor Call Panels.



# SPECIFICATIONS

- g) Hot Water**  
Gas water heater (for all unit types) – Hot water supply to Bathrooms, Kitchen and Wet Kitchen.
- h) Security System**  
– Security Card Access Control System will be provided at Lower Basement, Upper Basement and 1<sup>st</sup> Storey Lift Lobbies for all blocks, and side gates.  
– Automatic car barrier access system.  
– Closed-circuit television system at designated common areas.
- i) Smart Home System**  
1x Smart home gateway with built-in IP camera, 1x smart voice assistant, 1x main door sensor, 1x digital lockset, 1x lighting control and 2x air conditioner controls will be provided for all apartment units.
- j) Town Gas**  
Provision of Town Gas to all unit types.
- k) Gondola System**  
Gondola supports/brackets/platforms/tracks will either be floor, wall or soffit mounted (top/side/below) on RC flat roof/ external wall/RC ledge/trellis/canopy of tower blocks.
- l) Waste Disposal System**  
Pneumatic waste conveyance system provided at common area at every residential lift lobby level.
- m) Wireless Internet**  
Wireless internet connection provision at designated communal area, subject to subscription of service by the Management Corporation (when formed) with the relevant internet service provider.
- n) IT Feature**  
All apartments equipped with wiring for internet ready connection, subject to subscription of service by the purchaser with the relevant internet service provider.
- o) Home Fire Alarm Device (HFAD)**  
All apartments provided with 1 number of Home Fire Alarm Device (HFAD).
- p) Ceiling Fan**  
Ceiling fan will be provided for all the living room in the apartment units.
- q) Smart Parcel Station**  
Smart Parcel Station will be provided at the common area.

## 18. APARTMENT CEILING HEIGHT SCHEDULE

Approximate Ceiling Height (M)				
Areas	Unit Types			
	A1a, A1b, A1c, A2a, A2b, A2c, A2d, A3a, A3b, A4a, A4b, A4c, A4d, A4e, A4f, B1, B2, B3, B4, B5, C1, C2	A1a-PH, A1b-PH, A1c-PH, A2a-PH, A2b-PH, A2c-PH, A2d-PH, A3a-PH, A3b-PH, A4a-PH, A4b-PH, A4c-PH, A4d-PH, A4e-PH, A4f-PH, B1-PH, B2-PH, B3-PH, B4-PH, B5-PH, C1-PH, C2-PH	A1a-P, A1b-P, A1c-P, A1d-P, A1e-P, A1f-P, A1g-P, A2b-P, A2c-P, A2d-P, A4a-P, A4b-P, A4d-P, A4g-P, A4h-P, B1-P, B2-P1, B3-P, C1-P, C2-P1	A4f-P, B2-P2, B4-P1, B4-P2, B5-P, C2-P2, C2-P3
Living	2.90	4.50	2.90	3.95/3.55/2.70
Dining	2.90	4.50	2.90	3.95/3.55/2.70
Kitchen/Wet Kitchen	2.40	2.40	2.40	2.70
Dry Kitchen	2.90	4.50/2.40	2.90	3.95/2.70
Yard	2.92	2.92	2.92	2.72
Utility, Utility/Flexi, Store	2.90	2.90	2.90	2.70/2.72 <sup>9</sup>
Study	2.90	2.90	2.90	N/A
All Common Bedrooms	2.90	2.90	2.90	3.20/2.70
Master Bedroom and Walk-In Wardrobe	2.90/2.75	2.90/2.75	2.90/2.75	3.20/3.05/2.70
Master Bathroom	2.45/2.42	2.45/2.42	2.45/2.42	2.45/2.42
Common Bathroom	2.45/2.42	2.45/2.42	2.45/2.42	2.45/2.42
WC	2.45/2.42*	2.45/2.42*	2.45	2.45
PES/Balcony	2.90 <sup>#</sup>	2.90 <sup>#</sup>	2.90 <sup>#</sup>	3.30 <sup>#</sup> /2.70 <sup>#</sup>

General Note:  
Ceiling Height – floor finish level to underside of slab/ceiling where applicable.  
Bulkhead of 2.40M and/or 2.42M where applicable within all spaces.  
Pelmets of 2.50M in selected bathrooms where applicable.  
Drops to the floor finish of 25mm from wet areas applicable to Yard/Utility/Flexi/Store/WC/Bathrooms.  
\* Ceiling height in Balconies/PES may vary in certain areas due to the thickness of screed which will be cast to fall.  
<sup>#</sup> Applicable to only unit type A3a, A3b, A3a-PH and A3b-PH.  
<sup>9</sup> Applicable to only unit type B4-P1 and B4-P2.

## 19. ELECTRICAL SCHEDULE

Electrical Schedule	Unit Types										
	A1a-P A1a A1a-PH A1b-P A1b A1b-PH A1c-P A1c A1c-PH A1d-P A1e-P A1f-P A1g-P	A2a A2a-PH A2b-P A2b A2b-PH A2c-P A2c A2c-PH A2d-P A2d A2d-PH	A3a A3a-PH A3b A3b-PH	A4a-P A4a A4a-PH A4b-P A4b A4b-PH A4c A4c-PH A4d-P A4d A4d-PH A4e A4e-PH A4f-P A4f A4f-PH A4g-P A4h-P	B1-P B1 B1-PH	B2-P1 B2-P2 B2-PH	B3-P B3 B3-PH	B4-P1 B4-P2 B4 B4-PH	B5-P B5 B5-PH	C1-P C1 C1-PH	C2-P1 C2-P2 C2-P3 C2 C2-PH
Lighting Point	10	11	13	14	16	16	16	16	16	18	18
13A Switch Socket Outlet	18	19	20	20	25	25	25	25	25	28	28
TV Point	5	5	5	5	6	6	6	6	6	7	7
Data/Telephone Point	7	7	7	7	8	8	8	8	8	9	9
Cooker Hood Point	1	1	1	1	1	1	1	1	1	1	1
Cooker Hob Point	1	1	1	1	1	1	1	1	1	1	1
Oven Point	1	1	1	1	1	1	1	1	1	1	1
Fridge Point	1	1	1	1	1	1	1	1	1	1	1
Washer Point	1	1	1	1	1	1	1	1	1	1	1
Bell Point	1	1	1	1	1	1	1	1	1	1	1

Notes:  
1. Isolators shall be provided according to the no. of condensing units for each apartment.  
2. Isolators shall be provided according to the no. of heaters for each apartment.  
3. Twin power points will be counted as 2 number of 13A power points.

# SPECIFICATIONS

## NOTES

- a) Marble/Compressed Marble/Limestone/Granite**  
Marble/compressed marble/limestone/granite are natural stone materials containing veins with tonality differences. There will be colour and markings caused by their complex mineral composition and incorporated impurities. While such materials can be pre-selected before installation, this non-conformity in the marble/compressed marble/limestone/granite as well as non-uniformity between pieces cannot be totally avoided. Granite tiles are pre-polished before laying and care has been taken for their installation. However, granite, being a much harder material than marble, cannot be repolished after installation. Hence, some differences may be felt at the joints. Subject to clause 14.3 of sale and purchase agreement, the tonality and pattern of the marble, limestone or granite selected and installed shall be subject to availability.
- b) Timber Strips/Composite Timber Strips**  
Timber strips are natural materials containing veins and tonal differences. Thus, it is not possible to achieve total consistency of colour and grain in their selection and installation. Timber strips are also subject to thermal expansion and contraction beyond the control of the builder and the Vendor. Natural timber/Composite Timber Strips that is used outdoors will become bleached due to sunlight and rain. Thus, the cycle of maintenance on staining will need to be increased as required. Notwithstanding this note, the Vendor shall remain fully responsible for the performance of its obligations under clauses 9 and 17 of sale and purchase agreement.
- c) Air-conditioning System**  
To ensure good working condition of the air-conditioning system, the system has to be maintained and cleaned on a regular basis by the Purchaser. This includes the cleaning of filters, clearing of condensate pipes and charging of gas. The Purchaser is advised to engage his own contractor to service the air-conditioning system regularly.
- d) Television and/or Internet Access**  
The Purchaser is liable to pay annual fee, subscription fee and such other fees to the television and/or internet service providers or any other relevant party or any relevant authorities. The Vendor is not responsible to make arrangements with any of the said parties for the service connection for their respective channels and/or internet access.
- e) Materials, Fittings, Equipment, Finishes, Installations and Appliances**  
Subject to clause 14.3 of sale and purchase agreement, the brand, colour and model as specified for all materials, fittings, equipment, finishes, installations and appliances to be supplied shall be provided subject to the Architect's selection and market availability.
- f) Layout/Location of Fan Coil Units, Electrical Points, Television Points, Telecommunication Points, Door Swing Positions and Plaster Ceiling Boards**  
Layout/Location of fan coil units, electrical points, television points, telecommunication points, door swing positions and plaster ceiling boards are subject to the Architect's final decision and design.
- g) Warranties**  
Where warranties are given by the manufacturers and/or contractors and/or suppliers of any of the equipment and/or appliances installed by the Vendor at the Unit, the Vendor will assign to the Purchaser such warranties at the time when vacant possession of the Unit is delivered to the Purchaser. Notwithstanding this assignment, the Vendor shall remain fully responsible for the performance of its obligations under clause 9 and clause 17 of sale and purchase agreement.
- h) Web Portal of the Housing Project**  
The Purchaser will have to pay annual fee, subscription fee or any such fee to the service provider of the Web Portal of the Housing Project as may be appointed by the Vendor or the Management Corporation when it is formed.
- i) False Ceiling**  
The false ceiling space provision allows for the optimal function and installation of M&E services. Access panels are allocated for ease of maintenance access to concealed M&E equipment for regular cleaning purposes. Where removal of equipment is needed, ceiling works will be required. Location of false ceiling is subject to the Architect's sole discretion and final design.
- j) Glass**  
Glass is manufactured material that is not 100% pure. Invisible nickel sulphide impurities may cause spontaneous glass breakage, which may occur in all glass by all manufacturers. The Purchaser is recommended to take up home insurance covering glass breakage to cover this possible event. Notwithstanding this note, the Vendor shall remain fully responsible for the performance of its obligations under clause 9 and clause 17 of sale and purchase agreement.
- k) Laminated Flooring**  
Laminated flooring is manufactured material which contains tonality differences to match natural wood finish. Thus, it is not possible to achieve total consistency of colour and grain in its selection and installation. Laminated floors are installed in modular planks and are subject to thermal expansion and contraction beyond the control of the builder and the Vendor. Notwithstanding this note, the Vendor shall remain fully responsible for the performance of its obligations under clauses 9 and 17 of sale and purchase agreement.
- l) Mechanical Ventilation System**  
Mechanical ventilation fans and ducting are provided to toilets which are not naturally ventilated. To ensure good working condition of the mechanical ventilation system, the mechanical ventilation system for the exhaust system within internal toilets (where applicable) is to be maintained by the Purchaser on a regular basis.
- m) Wall**  
All wall finishes shall be terminated at false ceiling level. There will be no tiles/stone works behind kitchen cabinets/vanity cabinet/mirror.
- n) Tiles**  
Selected tile sizes and tile surface flatness cannot be perfect and are subject to acceptable range described in Singapore Standard SS483:2000.
- o) Vinyl Flooring**  
Vinyl Flooring is a manufactured material which contains tonality differences to match natural wood finish. Thus it is not possible to achieve total consistency of colour and grain in its selection and installation. Vinyl floors are installed in modular planks and are subject to thermal expansion and contraction beyond the control of the Builder and Vendor. Notwithstanding this note, the Vendor shall remain fully responsible for the performance of its obligations under clauses 9 and 17 of sale and purchase agreement.
- p) Mobile Phone Reception**  
Telephone reception on mobile phones within the Housing Project is subject to availability/provision of satellite/wireless coverage by the respective mobile telephone network service providers and is not within the purview/control of the Vendor.
- q) Prefabricated Bathroom Unit**  
Certain bathroom and W.C. may be prefabricated construction and all penetrations are sealed at manufacturer's factory prior to installation on site. Any subsequent penetrations are not recommended as they will compromise the waterproofing warranty. Any hacking, repairing and drilling within bathroom must be in accordance to the manufacturer's manual book.
- r) Window Limiters**  
For compliance with authorities' requirements, all units and/or certain unit and/or area may be provided with window limiters at designated location where required by authorities.
- s) Quartz**  
Quartz stone is an engineered stone surface that comprises of natural extract from the earth. The pigmentation found in these natural extract sometime varies and as a result, the final products are subjected to variations in colour and vein pattern. Like most materials, excessive force, high point loads, pressure or heat may cause thermal shock, discoloration or damage to the surface.
- t) Acoustical Measures**  
For compliance with authorities' requirements, certain units and/or area may be provided with acoustical measures, such as acoustic ceiling, etc where required by authorities.
- u) Home Fire Alarm Device (HFAD)**  
Home Fire Alarm Device (HFAD) is provided to each residential unit as per compliance to the local authority requirement. To ensure good working condition, the HFAD has to be maintained by the Purchaser on a regular basis.

• Vendor (Developer): Pavo Properties Pte. Ltd. [UEN 201809075D] (A joint venture between CDL Constellation Pte. Ltd. [UEN 201726057D] (a wholly owned subsidiary of City Developments Limited) and TID Residential Pte. Ltd. [UEN 201022916C]) • Tenure of Land: 99 years commencing from 4 June 2018 • Lot No.: Lot 2886N MK21 at Sumang Walk • Developer Licence No.: C1292 • Encumbrances: Mortgage in favour of DBS Bank Ltd • Expected Date of Vacant Possession: 31 October 2023 • Expected Date of Legal Completion: 31 October 2026 or 3 years after the date of delivery of vacant possession of the Property, whichever is the earlier

Reasonable care has been taken in the preparation of this brochure, but the developer does not warrant the accuracy of this brochure. To the extent permissible by law, the statements, information and depictions in this brochure may not be relied upon as statements or representations of fact, and they are not intended to form any part of the contract for the sale of the housing units. In particular, visual representations such as pictures and drawings are artists' impressions only, and are not representations of fact. The brand, colour and model of all materials, fittings, equipment, finishes, installations and appliances supplied shall be provided subject to the developer's architect's selection and market availability. All information contained in this brochure is current at the time of printing, and is subject to such changes as are required by the relevant authorities or the developer. The floor areas stated in the brochure are approximate measurements and subject to final survey. This brochure is printed on eco-friendly paper, June 2019.



**CITY  
DEVELOPMENTS  
LIMITED**

Sales Enquiries

**6877 1818**

[www.cdlhomes.com.sg](http://www.cdlhomes.com.sg)